

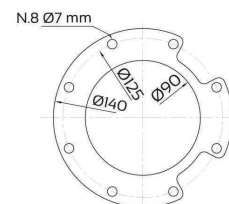
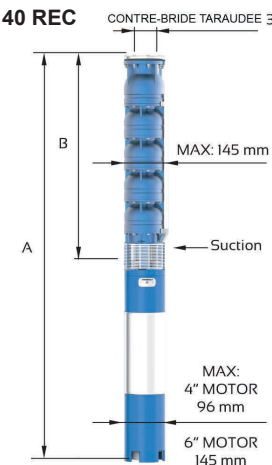
140 - 180 REC - HYDRAULIQUES SEULES



Nouveauté

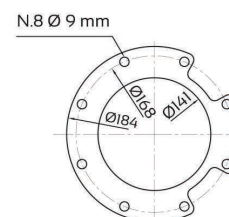

| TYPE | DIMENSIONS en mm | | | | | | | Code | Prix HT Hydraulique seule |
|---------------|------------------|--------|------|-----|-------|--------|-------|----------|------------------------------|
| | DN | A | B | Ø | Kg | Moteur | kW | | |
| 140 REC 44/4 | 3" | 1349.5 | 697 | 145 | 67.9 | 4" | 5.50 | J2C10001 | 1 050 |
| 140 REC 44/5 | 3" | 1444.2 | 798 | 145 | 77.0 | 6" | 7.50 | J2C10002 | 1 184 |
| 140 REC 44/6 | 3" | 1577.7 | 899 | 145 | 83.3 | 6" | 9.30 | J2C10003 | 1 316 |
| 140 REC 44/8 | 3" | 1812.2 | 1101 | 145 | 94.7 | 6" | 11.00 | J2C10004 | 1 450 |
| 140 REC 44/11 | 3" | 2180.2 | 1404 | 145 | 112.5 | 6" | 15.00 | J2C10005 | 2 006 |
| 140 REC 44/13 | 3" | 2447.5 | 1606 | 145 | 127.1 | 6" | 18.50 | J2C10006 | 2 274 |
| 140 REC 44/15 | 3" | 2714.5 | 1808 | 145 | 142.1 | 6" | 22.00 | J2C10007 | 2 546 |
| 140 REC 44/21 | 3" | 3450.6 | 2414 | 145 | 180.7 | 6" | 30.00 | J2C10008 | 3 365 |
| 140 REC 44/26 | 3" | 4340.4 | 2919 | 145 | 250.1 | 6" | 37.00 | J2C10009 | 4 028 |
| 140 REC 54/3 | 3" | 1266.5 | 614 | 145 | 65.9 | 4" | 5.50 | J2C10010 | 979 |
| 140 REC 54/5 | 3" | 1474.2 | 828 | 145 | 79.0 | 6" | 7.50 | J2C10011 | 1 289 |
| 140 REC 54/6 | 3" | 1613.7 | 935 | 145 | 85.3 | 6" | 9.30 | J2C10012 | 1 441 |
| 140 REC 54/7 | 3" | 1753.2 | 1042 | 145 | 93.7 | 6" | 11.00 | J2C10013 | 1 596 |
| 140 REC 54/10 | 3" | 2139.2 | 1363 | 145 | 112.5 | 6" | 15.00 | J2C10014 | 2 061 |
| 140 REC 54/12 | 3" | 2418.5 | 1577 | 145 | 128.1 | 6" | 18.50 | J2C10015 | 2 391 |
| 140 REC 54/15 | 3" | 2804.5 | 1898 | 145 | 148.1 | 6" | 22.00 | J2C10016 | 2 859 |
| 140 REC 54/20 | 3" | 3469.6 | 2433 | 145 | 184.7 | 6" | 30.00 | J2C10017 | 3 628 |
| 140 REC 54/23 | 3" | 4175.4 | 2754 | 145 | 247.0 | 6" | 37.00 | J2C10018 | 4 110 |
| 140 REC 66/4 | 3" | 1367.2 | 721 | 145 | 74.0 | 6" | 7.50 | J2C10019 | 1 134 |
| 140 REC 66/5 | 3" | 1506.7 | 828 | 145 | 81.3 | 6" | 9.30 | J2C10020 | 1 289 |
| 140 REC 66/6 | 3" | 1646.2 | 935 | 145 | 88.7 | 6" | 11.00 | J2C10021 | 1 441 |
| 140 REC 66/8 | 3" | 1925.2 | 1149 | 145 | 103.5 | 6" | 15.00 | J2C10022 | 1 750 |
| 140 REC 66/10 | 3" | 2204.5 | 1363 | 145 | 119.1 | 6" | 18.50 | J2C10023 | 2 061 |
| 140 REC 66/12 | 3" | 2483.5 | 1577 | 145 | 134.1 | 6" | 22.00 | J2C10024 | 2 391 |
| 140 REC 66/16 | 3" | 3041.6 | 2005 | 145 | 166.7 | 6" | 30.00 | J2C10025 | 3 013 |
| 140 REC 66/20 | 3" | 3854.4 | 2433 | 145 | 233.0 | 6" | 37.00 | J2C10026 | 3 475 |
| 180 REC 78/2 | 5" | 1363.2 | 652 | 190 | 54.7 | 6" | 11.00 | J2C11001 | 1 563 |
| 180 REC 78/3 | 5" | 1553.2 | 777 | 190 | 99.5 | 6" | 15.00 | J2C11002 | 1 841 |
| 180 REC 78/4 | 5" | 1808.5 | 902 | 190 | 121.1 | 6" | 22.00 | J2C11003 | 2 119 |
| 180 REC 78/6 | 5" | 2188.6 | 1152 | 190 | 151.7 | 6" | 30.00 | J2C11004 | 2 648 |
| 180 REC 78/7 | 5" | 2698.4 | 1277 | 190 | 209.0 | 6" | 37.00 | J2C11005 | 2 908 |
| 180 REC 90/1 | 5" | 1173.2 | 527 | 190 | 72.0 | 6" | 7.50 | J2C11006 | 1 314 |
| 180 REC 90/2 | 5" | 1428.2 | 652 | 190 | 91.5 | 6" | 15.00 | J2C11007 | 1 577 |
| 180 REC 90/3 | 5" | 1618.5 | 777 | 190 | 106.1 | 6" | 18.50 | J2C11008 | 1 841 |
| 180 REC 90/5 | 5" | 2063.6 | 1027 | 190 | 143.7 | 6" | 30.00 | J2C11009 | 2 387 |
| 180 REC 90/6 | 5" | 2573.4 | 1152 | 190 | 200.0 | 6" | 37.00 | J2C11010 | 2 649 |
| 180 REC 124/2 | 5" | 1428.2 | 652 | 190 | 92.5 | 6" | 15.00 | J2C11011 | 1 563 |
| 180 REC 124/4 | 5" | 1938.6 | 902 | 190 | 136.7 | 6" | 30.00 | J2C11012 | 2 115 |
| 180 REC 160/2 | 5" | 1543.5 | 702 | 190 | 100.1 | 6" | 18.50 | J2C11013 | 1 597 |
| 180 REC 160/3 | 5" | 1888.6 | 852 | 190 | 129.7 | 6" | 30.00 | J2C11014 | 1 893 |
| 180 REC 160/4 | 5" | 2423.4 | 1002 | 190 | 187.1 | 6" | 37.00 | J2C11015 | 2 187 |

140 REC



FOR COMMERCIAL TUBE
EXTERNAL DIAMETER: 88,9 mm

180 REC



FOR COMMERCIAL TUBE
EXTERNAL DIAMETER: 139,7 mm

(1) : Poids de l'électropompe complète.