

Submersible Electric Pumps

FDLV Series



MARKET SECTORS

DOMESTIC, AGRICULTURAL, INDUSTRIAL, CONSTRUCTION, MUNICIPAL, MINING INDUSTRY.

APPLICATIONS

- Handling of sewage, liquids, wastewater and industrial sludge, draining of flooded excavations and marshy ground.

SPECIFICATIONS

- **Delivery:** up to 312 m³/h.
- **Head:** up to 47 m.
- Maximum liquid **temperature:** 25-40°C C (see hydraulic performance table).
- Maximum immersion depth: 20 m.
- **Passes solids** 5 to 100 mm in diameter (see hydraulic performance table).
 - Motor with IP 68 **protection** and class F insulation (155°C).
 - Power supply: three-phase, 50 Hz.
- **Motor power:** up to 29 kW.
- Maximum number of starts per hour: approx. 20 (possibly more, depending on the application).

CONSTRUCTION CHARACTERISTICS

- Sturdy cast iron construction.
- Vortex-type open **impeller**.
- Double seal: Silicon Carbide / Silicon Carbide inner seal, Ceramic / Carbon upper seal or Nitrile Rubber seal ring with interposed oil chamber.
- Adjustable volute bottom cover to compensate for impeller wear and ensure stable long-lasting hydraulic performances.
- Oversized motor bearings.
- 10-metre power supply cable with neoprene sheath (H07RN-F).
- Moisture sensor in oil chamber (see electric data table).

OPTIONAL FEATURES

- Cathodic protection
- Ceramic treatment
- Cooling sleeve for dry installations
- Version without float.
- Flameproof construction (EEx).



ACCESSORIES / INSTALLATION

- Lowering system.
- 90° delivery union.
- Threaded flange for delivery port.
- Tripod stand.
- Non-return ball valves.
- Floats for solids-laden waters.
- Command and control panels.

IDENTIFICATION CODE

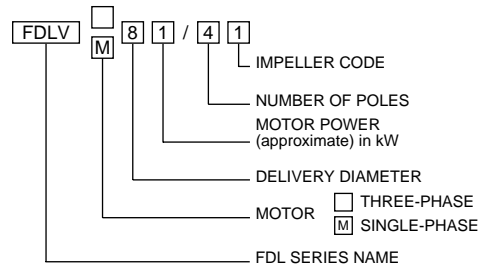


TABLE OF MATERIALS

| PART | FDLV MATERIAL |
|---|--|
| Impeller, Pump body, Motor casing, Volute bottom, Upper cover | 250 CAST IRON UNI-ISO 185 |
| Shaft | STAINLESS STEEL (AISI 420B) |
| Bearings | LIFETIME LUBRICATED BALL TYPE |
| Upper seal | CERAMIC-GRAPHITE OR NITRILE RUBBER SEAL RING |
| Lower seal | SILICON CARBIDE / SILICON CARBIDE |
| Gaskets | NITRILE RUBBER |
| Bolts and screws | STAINLESS STEEL (AISI 304) |



FDLV SERIES HYDRAULIC PERFORMANCE TABLE

| PUMP TYPE | ABS. POW. | rpm | Q = DELIVERY | | | | | | | | | | | | DNM | PASSES SOLIDS UP TO (mm) | MAX LIQUID TEMP. °C |
|-------------|-----------|---------------------------------------|---------------------|------|------|------|------|------|------|------|------|------|------|--|-------|--------------------------|---------------------|
| | | | l/min 0 | 125 | 250 | 400 | 500 | 600 | 800 | 1000 | 1200 | 1600 | 1800 | | | | |
| | | | m ³ /h 0 | 7,5 | 15 | 24 | 30 | 36 | 48 | 60 | 72 | 96 | 108 | | | | |
| kW | | H = TOTAL HEAD METERS COLUMN OF WATER | | | | | | | | | | | | | | | |
| FDLV 62-22 | 3,2 | 2850 | 15,4 | 13,5 | 11,5 | 9,2 | 7,6 | 6,0 | 2,8 | | | | | | DN 65 | 50 | 40 |
| FDLV 62-21 | 3,4 | 2850 | 18,5 | 16,3 | 14,1 | 11,5 | 9,7 | 8,0 | 4,6 | 1,2 | | | | | DN 65 | 50 | 25 |
| FDLV 84-22 | 4,5 | 2850 | 19,9 | 18,0 | 16,1 | 13,8 | 12,3 | 10,8 | 7,8 | 4,8 | 1,8 | | | | DN 80 | 50 | 40 |
| FDLV 85-21 | 6,2 | 2850 | 24,8 | 22,8 | 20,7 | 18,3 | 16,6 | 15,0 | 11,8 | 8,6 | 5,4 | | | | DN 80 | 50 | 40 |
| FDLV 815-24 | 18,0 | 2850 | 36,8 | 35,7 | 34,5 | 33,1 | 32,1 | 31,1 | 29,0 | 26,8 | 24,5 | 19,5 | | | DN 80 | 40x50 | 40 |
| FDLV 815-23 | 18,0 | 2850 | 38,6 | 37,4 | 36,2 | 34,6 | 33,5 | 32,4 | 30,1 | 27,6 | 25,0 | 19,5 | | | DN 80 | 40x50 | 40 |
| FDLV 815-22 | 18,0 | 2850 | 43,2 | 41,7 | 40,1 | 38,3 | 37,2 | 36,0 | 33,9 | 31,8 | 29,8 | | | | DN 80 | 40x50 | 40 |
| FDLV 815-21 | 18,0 | 2850 | 47,2 | 45,5 | 43,9 | 42,0 | 40,8 | 39,6 | 37,3 | 35,2 | | | | | DN 80 | 40x50 | 40 |
| FDLV 62-45 | 1,1 | 1450 | 6,7 | 5,8 | 4,9 | 3,6 | 2,7 | 1,7 | | | | | | | 65 | 50 | 40 |
| FDLV 62-44 | 1,3 | 1450 | 8,0 | 7,1 | 6,1 | 4,8 | 3,8 | 2,8 | 0,5 | | | | | | 65 | 50 | 40 |
| FDLV 61-42 | 1,5 | 1450 | 7,6 | 7,2 | 6,7 | 5,9 | 5,2 | 4,4 | 2,5 | | | | | | DN 65 | 50 | 40 |
| FDLV 62-43 | 1,6 | 1450 | 9,6 | 8,5 | 7,4 | 5,9 | 4,9 | 3,9 | 1,6 | | | | | | 65 | 50 | 40 |
| FDLV 61-41 | 1,6 | 1450 | 8,3 | 7,8 | 7,2 | 6,3 | 5,7 | 4,9 | 3,2 | 1,2 | | | | | DN 65 | 50 | 40 |
| FDLV 82-42N | 2,4 | 1450 | 8,5 | 8,0 | 7,5 | 6,9 | 6,5 | 6,1 | 5,2 | 4,3 | 3,4 | 1,5 | | | DN 80 | 64 | 40 |
| FDLV 82-41N | 3,0 | 1450 | 10,4 | 9,9 | 9,3 | 8,6 | 8,2 | 7,7 | 6,7 | 5,7 | 4,7 | 2,6 | 1,4 | | DN 80 | 64 | 40 |

| PUMP TYPE | ABS. POW. | rpm | Q = DELIVERY | | | | | | | | | | DNM | PASSES SOLIDS UP TO (mm) | TEMP. MAX LIQUIDO °C | | |
|-------------|-----------|---------------------------------------|---------------------|------|------|------|------|------|------|------|------|------|-----|--------------------------|----------------------|-------|----|
| | | | l/min 0 | 400 | 600 | 800 | 1000 | 1200 | 1400 | 1600 | 2200 | 2500 | | | | 3400 | |
| | | | m ³ /h 0 | 24 | 36 | 48 | 60 | 72 | 84 | 96 | 132 | 150 | | | | 204 | |
| kW | | H = TOTAL HEAD METERS COLUMN OF WATER | | | | | | | | | | | | | | | |
| FDLV 83-42N | 3,6 | 1450 | 10,4 | 9,2 | 8,5 | 7,8 | 7,0 | 6,2 | 5,3 | 4,4 | 1,5 | | | | DN 80 | 64 | 40 |
| FDLV 104-41 | 4,5 | 1450 | 12,3 | 10,7 | 9,9 | 9,0 | 8,1 | 7,1 | 6,1 | 5,0 | 1,5 | | | | DN 100 | 70x90 | 40 |
| FDLV 83-41N | 4,6 | 1450 | 12,8 | 11,6 | 10,9 | 10,2 | 9,3 | 8,4 | 7,5 | 6,4 | 2,9 | 0,8 | | | DN 80 | 64 | 40 |
| FDLV 106-42 | 5,4 | 1450 | 13,9 | 12,7 | 12,0 | 11,2 | 10,4 | 9,5 | 8,5 | 7,4 | 3,9 | 2,0 | | | DN 100 | 70x90 | 40 |
| FDLV 106-41 | 6,8 | 1450 | 16,6 | 15,3 | 14,5 | 13,7 | 12,7 | 11,7 | 10,7 | 9,5 | 5,7 | 3,5 | | | DN 100 | 70x90 | 40 |
| FDLV 158-64 | 6,6 | 950 | 11,0 | 9,7 | 9,1 | 8,5 | 7,9 | 7,3 | 6,8 | 6,2 | 4,7 | 3,9 | 1,9 | | DN 150 | 100 | 40 |
| FDLV 158-63 | 7,9 | 950 | 12,1 | 11,0 | 10,4 | 9,8 | 9,3 | 8,7 | 8,1 | 7,6 | 5,9 | 5,0 | 2,5 | | DN 150 | 100 | 40 |

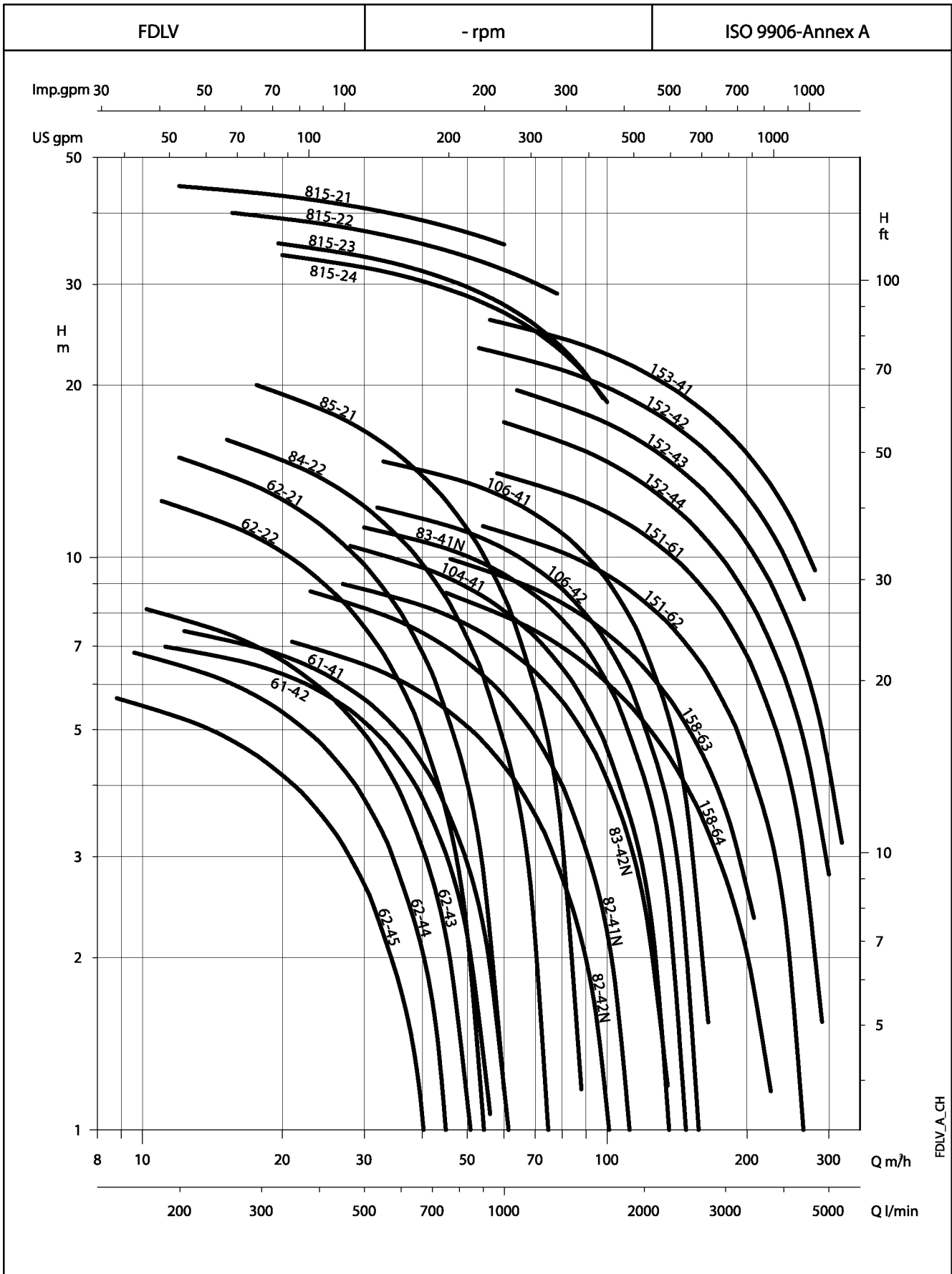
| PUMP TYPE | ABS. POW. | rpm | Q = DELIVERY | | | | | | | | | | DNM | PASSES SOLIDS UP TO (mm) | TEMP. MAX LIQUIDO °C | | |
|-------------|-----------|---------------------------------------|---------------------|------|------|------|------|------|------|------|------|------|-----|--------------------------|----------------------|------|----|
| | | | l/min 0 | 1200 | 1400 | 1800 | 2200 | 2500 | 2900 | 3400 | 3900 | 4400 | | | | 5200 | |
| | | | m ³ /h 0 | 72 | 84 | 108 | 132 | 150 | 174 | 204 | 234 | 264 | | | | 312 | |
| kW | | H = TOTAL HEAD METERS COLUMN OF WATER | | | | | | | | | | | | | | | |
| FDLV 152-44 | 17,0 | 1450 | 21,1 | 16,5 | 15,7 | 14,2 | 12,7 | 11,6 | 10,1 | 8,3 | 6,6 | 4,8 | | | DN 150 | 100 | 40 |
| FDLV 152-43 | 20,6 | 1450 | 24,0 | 19,0 | 18,2 | 16,6 | 15,0 | 13,8 | 12,3 | 10,3 | 8,4 | 6,6 | 3,7 | | DN 150 | 100 | 40 |
| FDLV 152-42 | 24,7 | 1450 | 27,1 | 21,8 | 21,0 | 19,2 | 17,5 | 16,3 | 14,6 | 12,5 | 10,5 | 8,5 | | | DN 150 | 100 | 40 |
| FDLV 153-41 | 29,0 | 1450 | 30,4 | 24,8 | 23,8 | 22,0 | 20,2 | 18,9 | 17,1 | 14,9 | 12,7 | 10,6 | | | DN 150 | 100 | 40 |
| FDLV 151-62 | 10,5 | 950 | 13,6 | 10,6 | 10,0 | 9,0 | 7,8 | 7,0 | 5,8 | 4,3 | 2,7 | 1,1 | | | DN 150 | 100 | 40 |
| FDLV 151-61 | 14,2 | 950 | 16,7 | 13,4 | 12,8 | 11,6 | 10,4 | 9,4 | 8,2 | 6,5 | 4,8 | 3,1 | | | DN 150 | 100 | 40 |

PERFORMANCES MEASURED WITH PURE WATER AT 20°C

FDLV_B_TH



FDLV SERIES
OPERATING CHARACTERISTICS AT 50 Hz





FDLV SERIES ELECTRICAL DATA (50 Hz)

| PUMP TYPE | ABSORBED POWER* | rpm | ABSORBED CURRENT In(A) | | | STARTING CURRENT Isp(A) | | ELECTRIC CABLE TYPE | STATOR THERMAL PROTECTION** | WATER SENSOR IN OIL CHAMBER** |
|-------------|-----------------|------|------------------------|------------------|------|-------------------------|-----------|---------------------|-----------------------------|-------------------------------|
| | | | 220-240 V Δ | 380-415 V Y Δ | | 220-240 V | 380-415 V | | | |
| FDLV 62-22 | 3,2 | 2850 | 9,7 | 5,6 | | 56,2 | 32,48 | 4G2,5 | NO | NO |
| FDLV 62-21 | 3,4 | 2850 | 10,4 | 6 | | 60,2 | 34,8 | 4G2,5 | NO | NO |
| FDLV 84-22 | 4,5 | 2850 | 13,7 | | 7,9 | 88,8 | 51,35 | 12G1,5 | YES | YES |
| FDLV 85-21 | 6,2 | 2850 | 17,3 | | 10 | 112,5 | 65 | 12G1,5 | YES | YES |
| FDLV 815-24 | 18 | 2850 | 57,1 | | 33 | 428,2 | 247,5 | 10G4 | YES | YES |
| FDLV 815-23 | 18 | 2850 | 57,1 | | 33 | 428,2 | 247,5 | 10G4 | YES | YES |
| FDLV 815-22 | 18 | 2850 | 57,1 | | 33 | 428,2 | 247,5 | 10G4 | YES | YES |
| FDLV 815-21 | 18 | 2850 | 57,1 | | 33 | 428,2 | 247,5 | 10G4 | YES | YES |
| FDLV 62-45 | 1,1 | 1450 | 4,2 | 2,4 | | 16,6 | 9,6 | 4G2,5 | NO | NO |
| FDLV 62-44 | 1,3 | 1450 | 4,5 | 2,6 | | 18,0 | 10,4 | 4G2,5 | NO | NO |
| FDLV 62-43 | 1,6 | 1450 | 5,0 | 2,9 | | 23,1 | 13,34 | 4G2,5 | NO | NO |
| FDLV 61-42 | 1,5 | 1450 | 4,8 | 2,8 | | 19,4 | 11,2 | 4G2,5 | NO | NO |
| FDLV 61-41 | 1,6 | 1450 | 5,0 | 2,9 | | 20,1 | 11,6 | 4G2,5 | NO | NO |
| FDLV 82-42N | 2,4 | 1450 | 8,3 | 4,8 | | 38,2 | 22,08 | 4G2,5 | NO | NO |
| FDLV 82-41N | 3 | 1450 | 9,2 | 5,3 | | 42,2 | 24,38 | 4G2,5 | NO | NO |
| FDLV 83-42N | 3,6 | 1450 | 12,8 | | 7,4 | 66,6 | 38,48 | 12G1,5 | YES | YES |
| FDLV 83-41N | 4,6 | 1450 | 14,7 | | 8,5 | 76,5 | 44,2 | 12G1,5 | YES | YES |
| FDLV 104-41 | 4,5 | 1450 | 14,2 | | 8,2 | 73,8 | 42,64 | 12G1,5 | YES | YES |
| FDLV 106-42 | 5,4 | 1450 | 16,4 | | 9,5 | 92,0 | 53,2 | 12G2,5 | YES | YES |
| FDLV 106-41 | 6,8 | 1450 | 20,8 | | 12 | 116,3 | 67,2 | 12G2,5 | YES | YES |
| FDLV 152-44 | 17 | 1450 | 53,6 | | 31 | 337,9 | 195,3 | 10G4 | YES | YES |
| FDLV 152-43 | 20,6 | 1450 | 64,9 | | 37,5 | 408,7 | 236,25 | 10G4 | YES | YES |
| FDLV 152-42 | 24,7 | 1450 | 77,9 | | 45 | 490,5 | 283,5 | 10G4 | YES | YES |
| FDLV 153-41 | 29 | 1450 | 93,4 | | 54 | 588,5 | 340,2 | 10G4 | YES | YES |
| FDLV 158-64 | 6,6 | 950 | 22,0 | | 12,7 | 138,4 | 80,01 | 10G4 | YES | YES |
| FDLV 158-63 | 7,9 | 950 | 26,5 | | 15,3 | 166,8 | 96,39 | 10G4 | YES | YES |
| FDLV 151-62 | 10,5 | 950 | 32,0 | | 18,5 | 166,4 | 96,2 | 10G4 | YES | YES |
| FDLV 151-61 | 14,2 | 950 | 43,3 | | 25 | 224,9 | 130 | 10G4 | YES | YES |

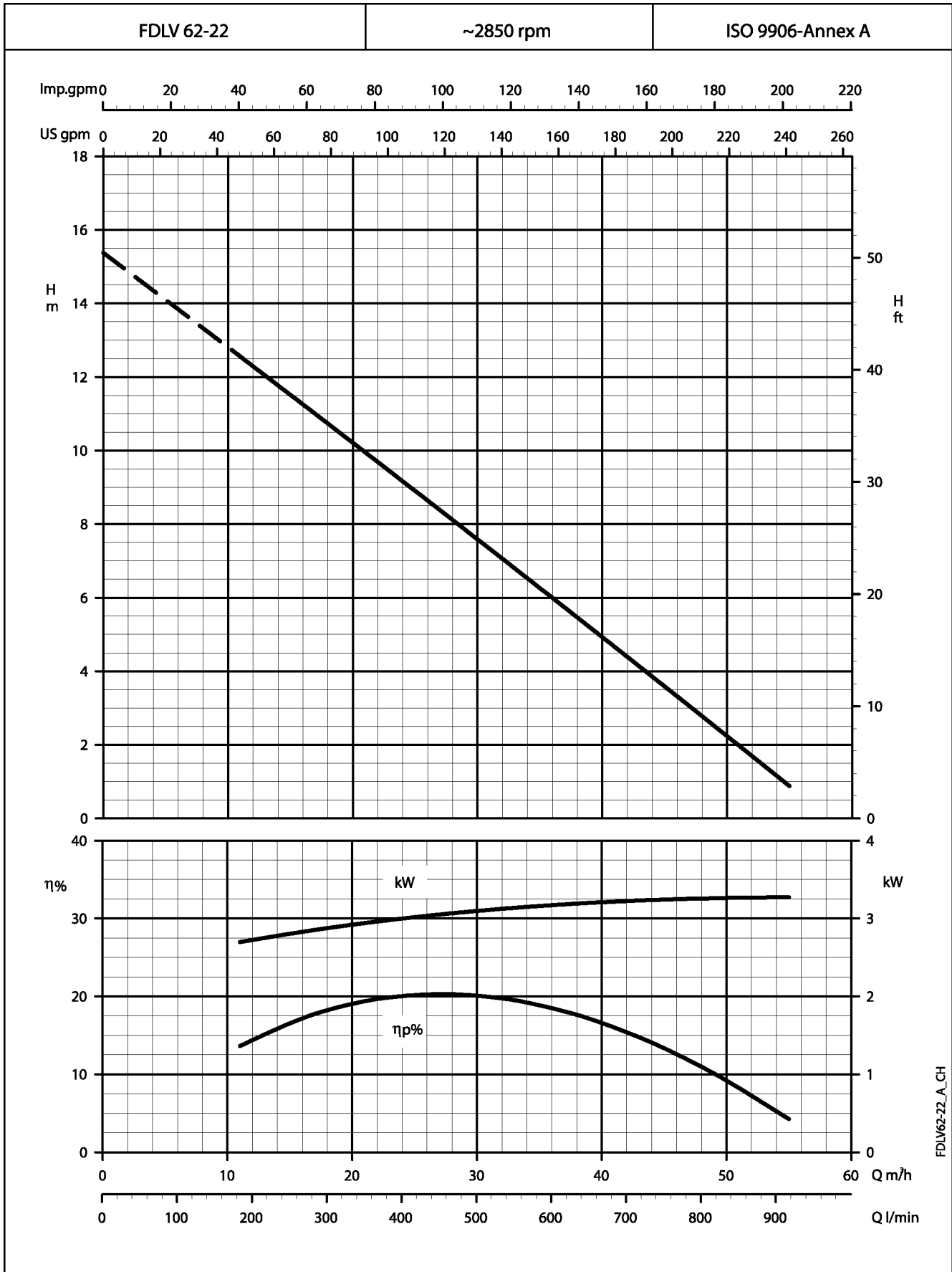
*Maximum values within the operating range

Fdlv-2p-4p-6p50_a_te

**Featured in the standard version



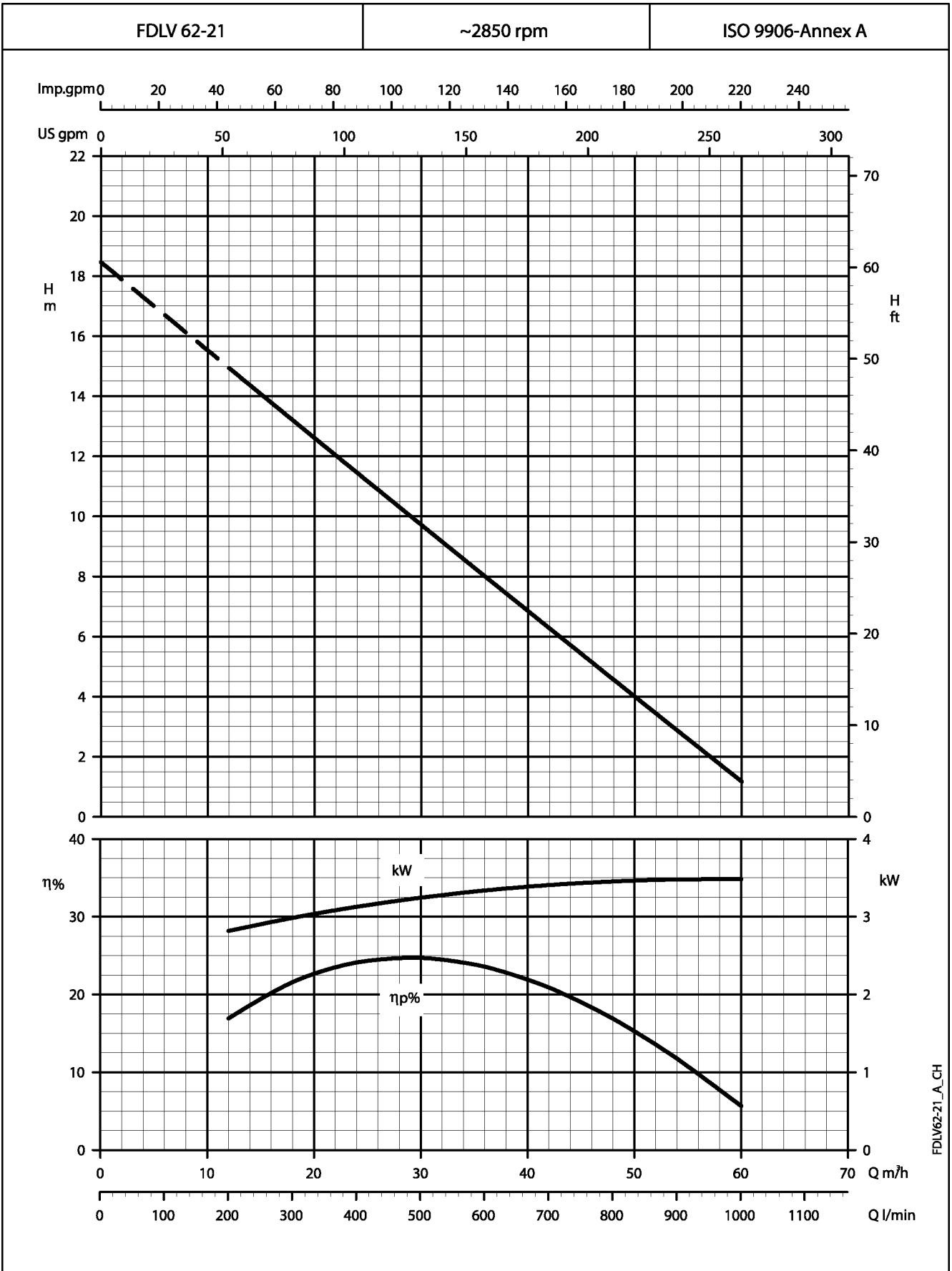
FDLV SERIES
OPERATING CHARACTERISTICS AT 2850 rpm 50 Hz



These performances are valid for liquids with density $\rho = 1.0 \text{ kg/dm}^3$ and kinematic viscosity $\nu = 1 \text{ mm}^2/\text{s}$.



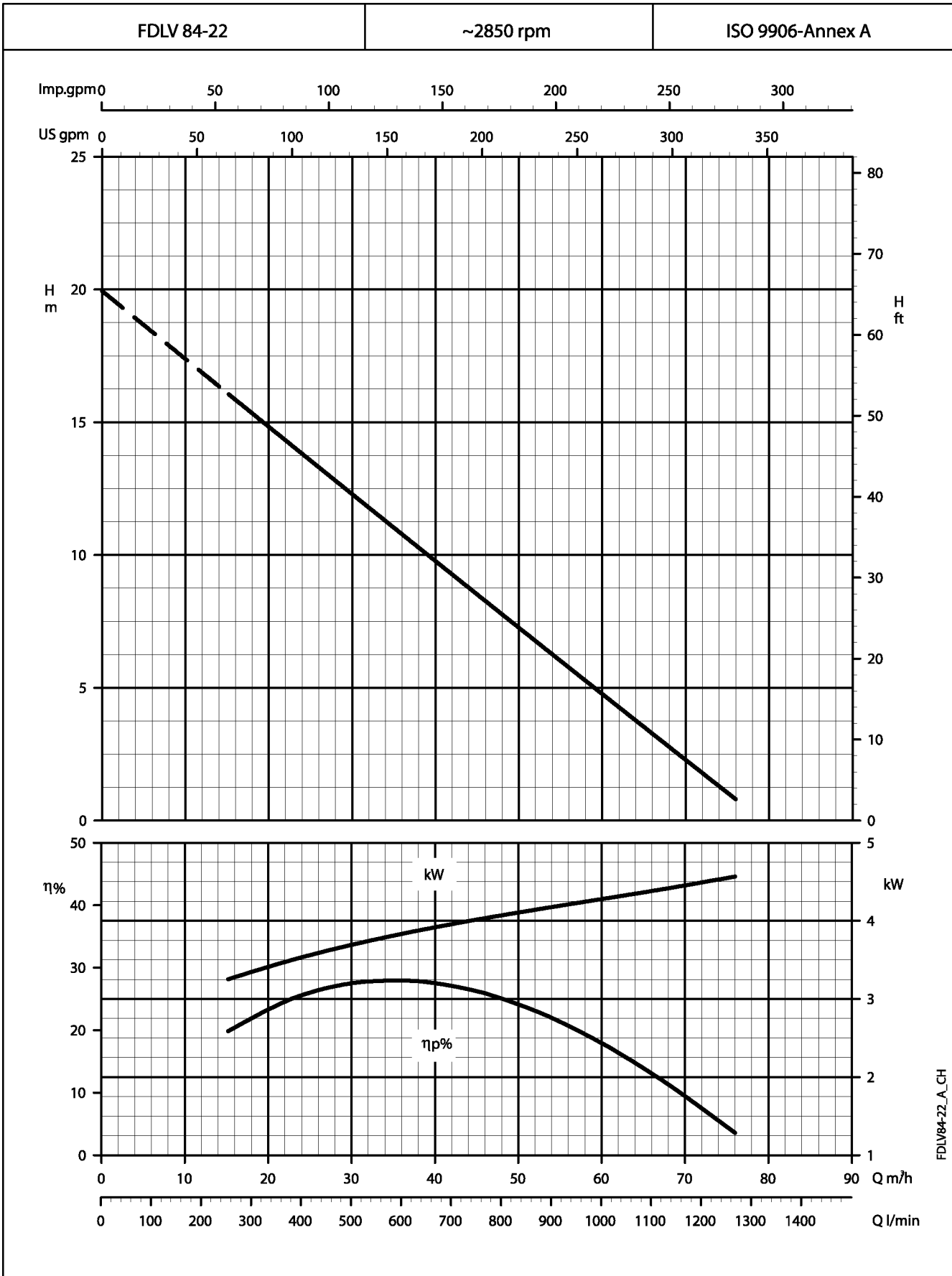
**FDLV SERIES
OPERATING CHARACTERISTICS AT 2850 rpm 50 Hz**



These performances are valid for liquids with density $\rho = 1.0 \text{ kg/dm}^3$ and kinematic viscosity $\gamma = 1 \text{ mm}^2/\text{s}$.



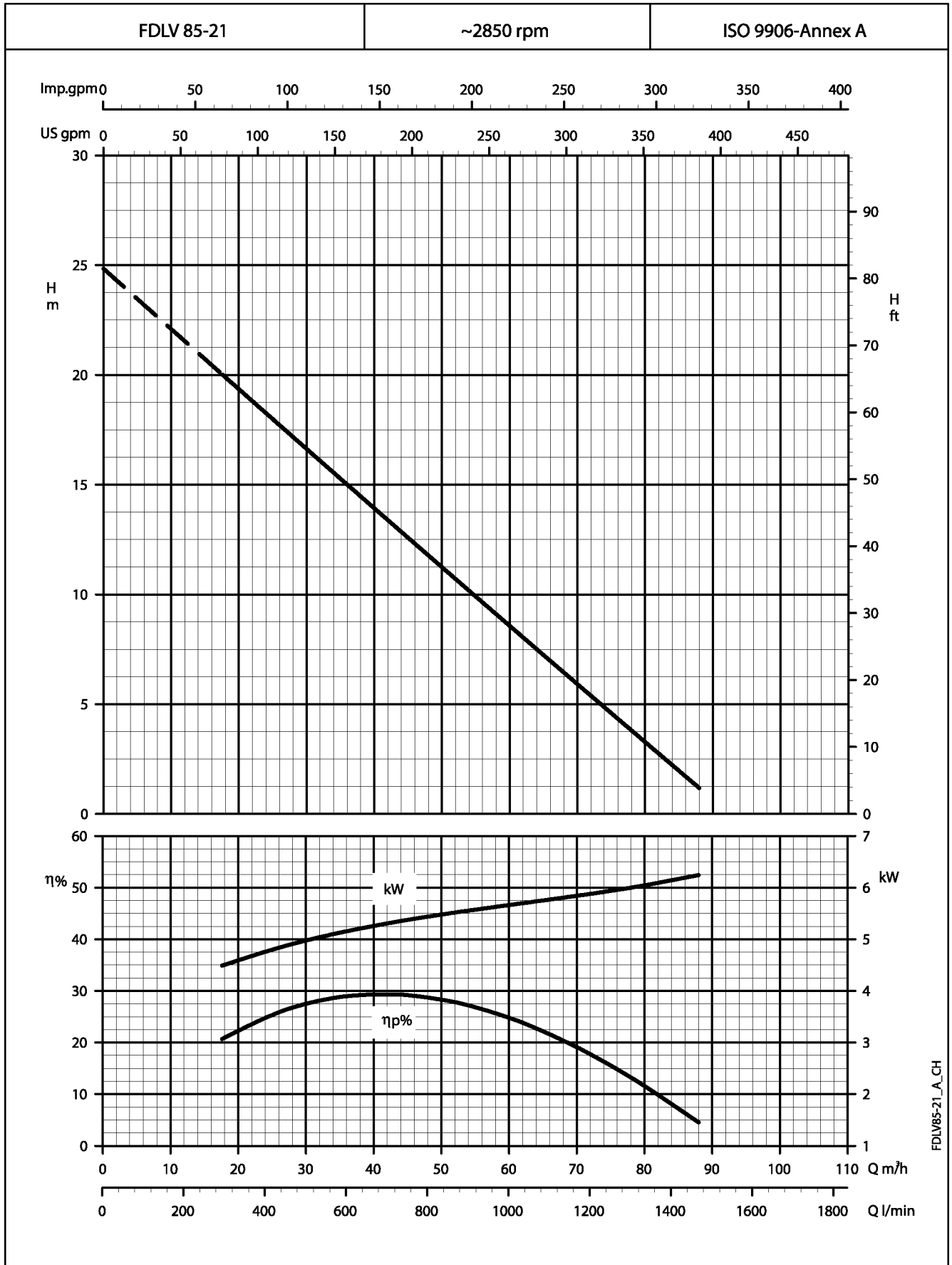
**FDLV SERIES
OPERATING CHARACTERISTICS AT 2850 rpm 50 Hz**



These performances are valid for liquids with density $\rho = 1.0 \text{ kg/dm}^3$ and kinematic viscosity $\gamma = 1 \text{ mm}^2/\text{s}$.



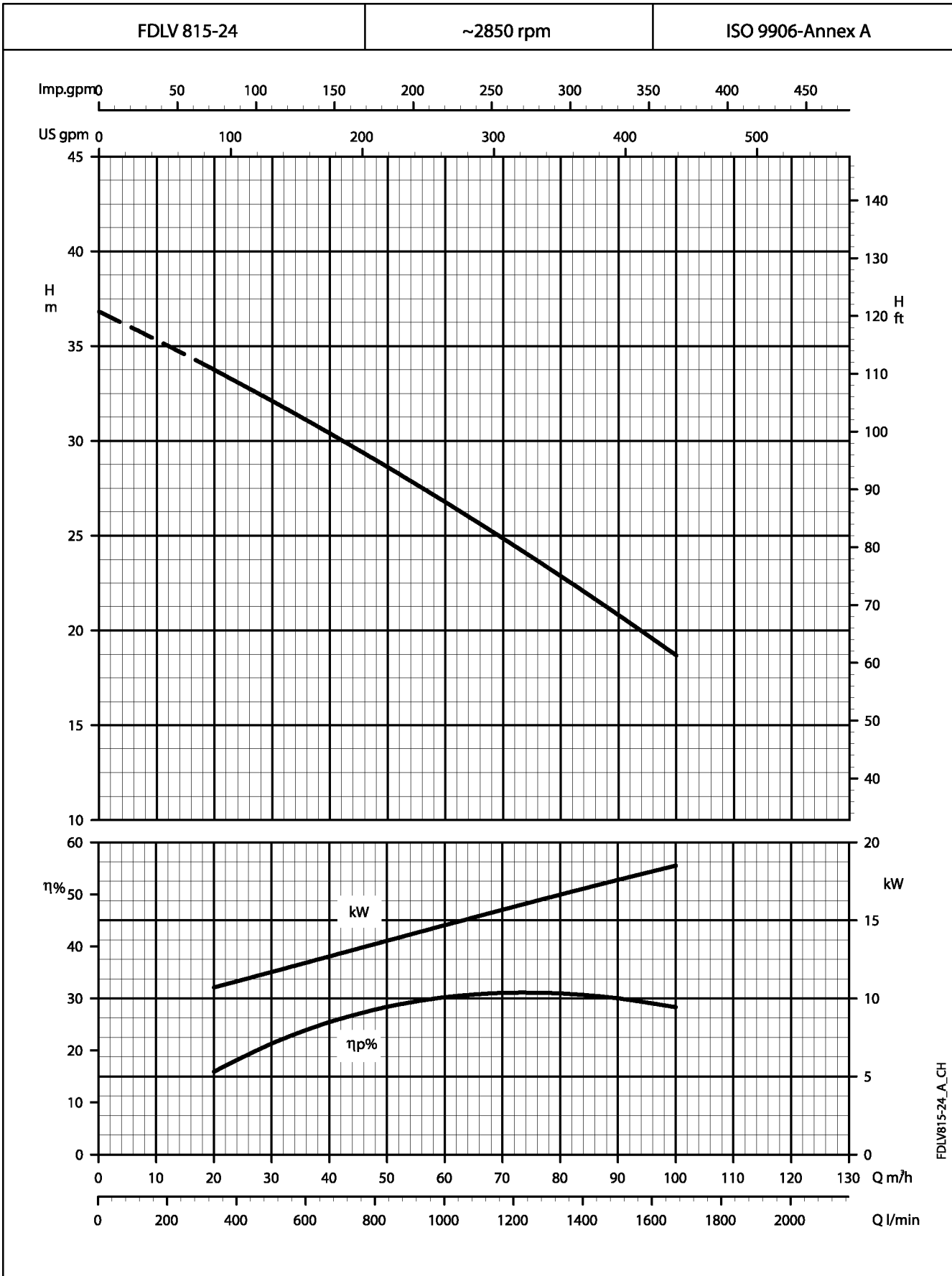
**FDLV SERIES
OPERATING CHARACTERISTICS AT 2850 rpm 50 Hz**



These performances are valid for liquids with density $\rho = 1.0 \text{ kg/dm}^3$ and kinematic viscosity $\gamma = 1 \text{ mm}^2/\text{s}$.



FDLV SERIES
OPERATING CHARACTERISTICS AT 2850 rpm 50 Hz

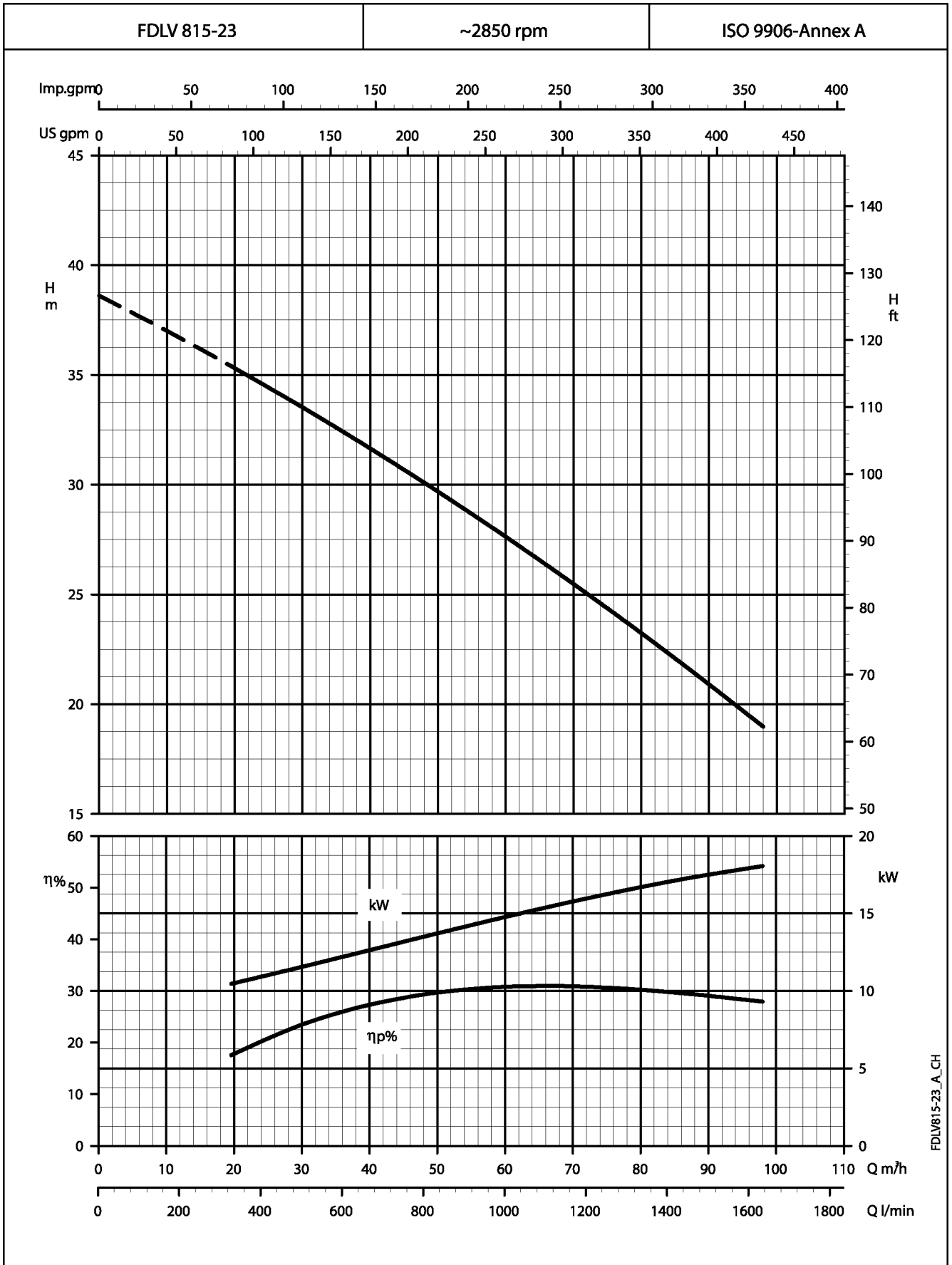


FDLV815-24_A_CH

These performances are valid for liquids with density $\rho = 1.0 \text{ kg/dm}^3$ and kinematic viscosity $\gamma = 1 \text{ mm}^2/\text{s}$.



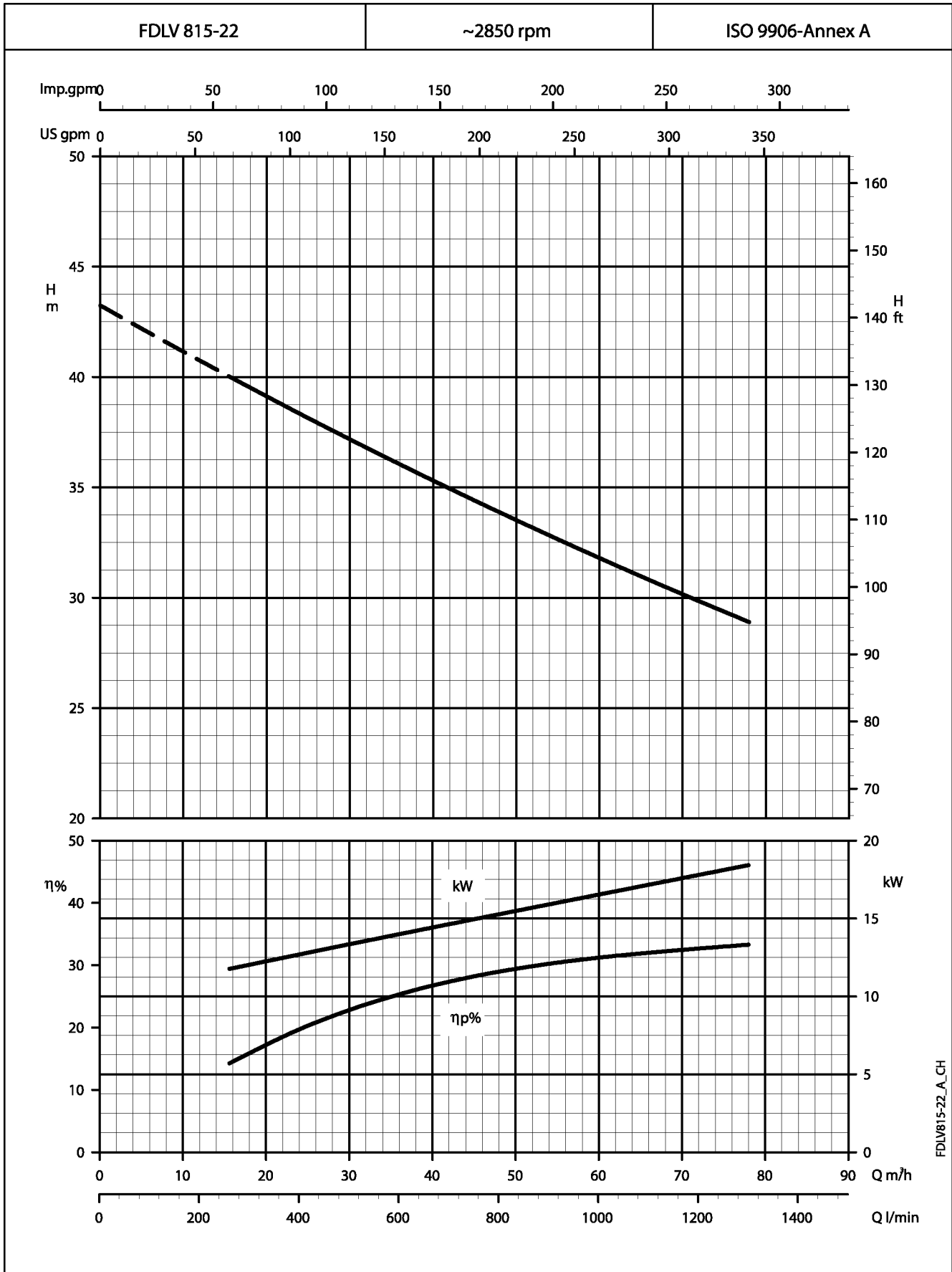
FDLV SERIES OPERATING CHARACTERISTICS AT 2850 rpm 50 Hz



These performances are valid for liquids with density $\rho = 1.0 \text{ kg/dm}^3$ and kinematic viscosity $\gamma = 1 \text{ mm}^2/\text{s}$.



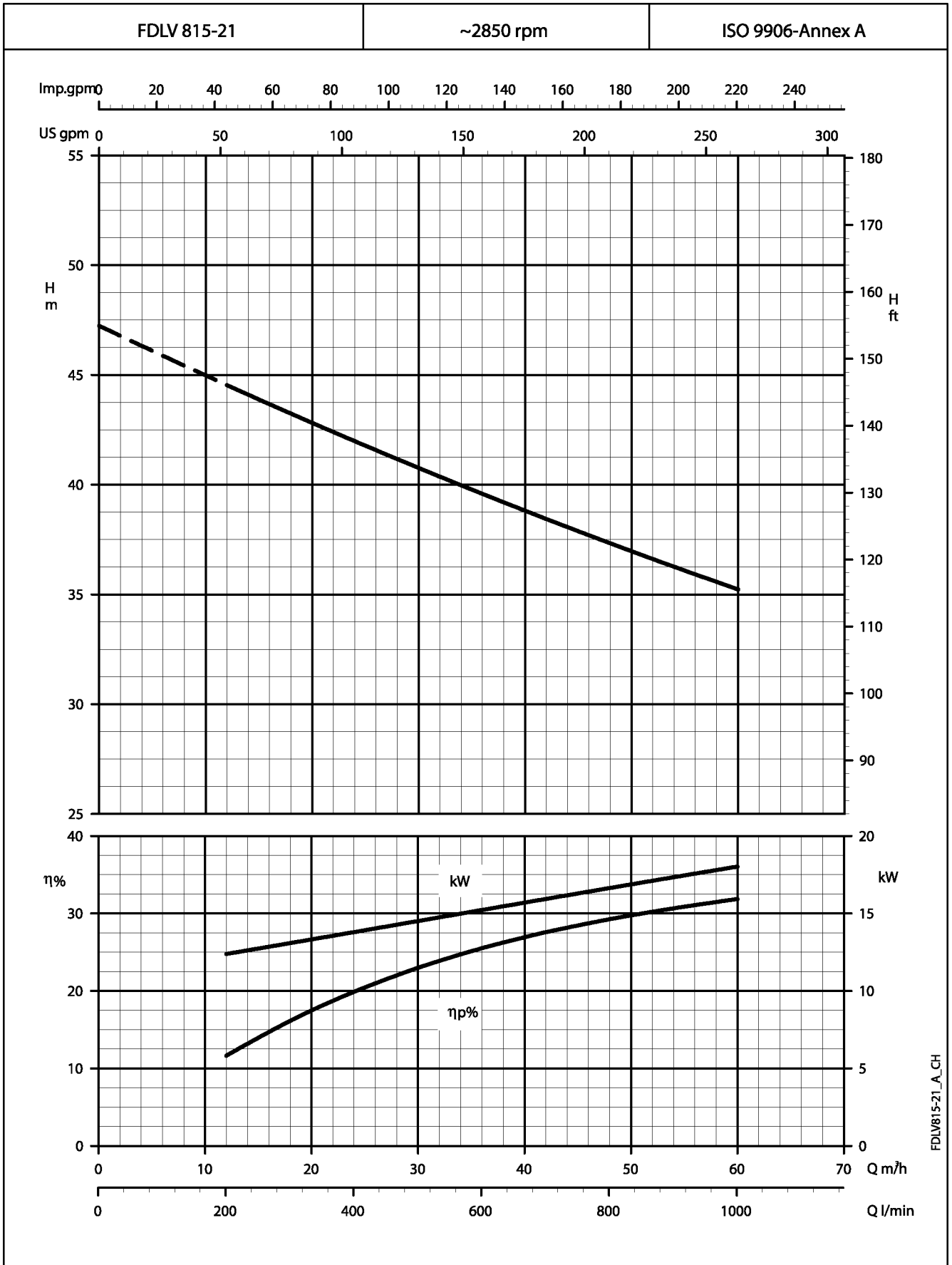
**FDLV SERIES
OPERATING CHARACTERISTICS AT 2850 rpm 50 Hz**



These performances are valid for liquids with density $\rho = 1.0 \text{ kg/dm}^3$ and kinematic viscosity $\gamma = 1 \text{ mm}^2/\text{s}$.



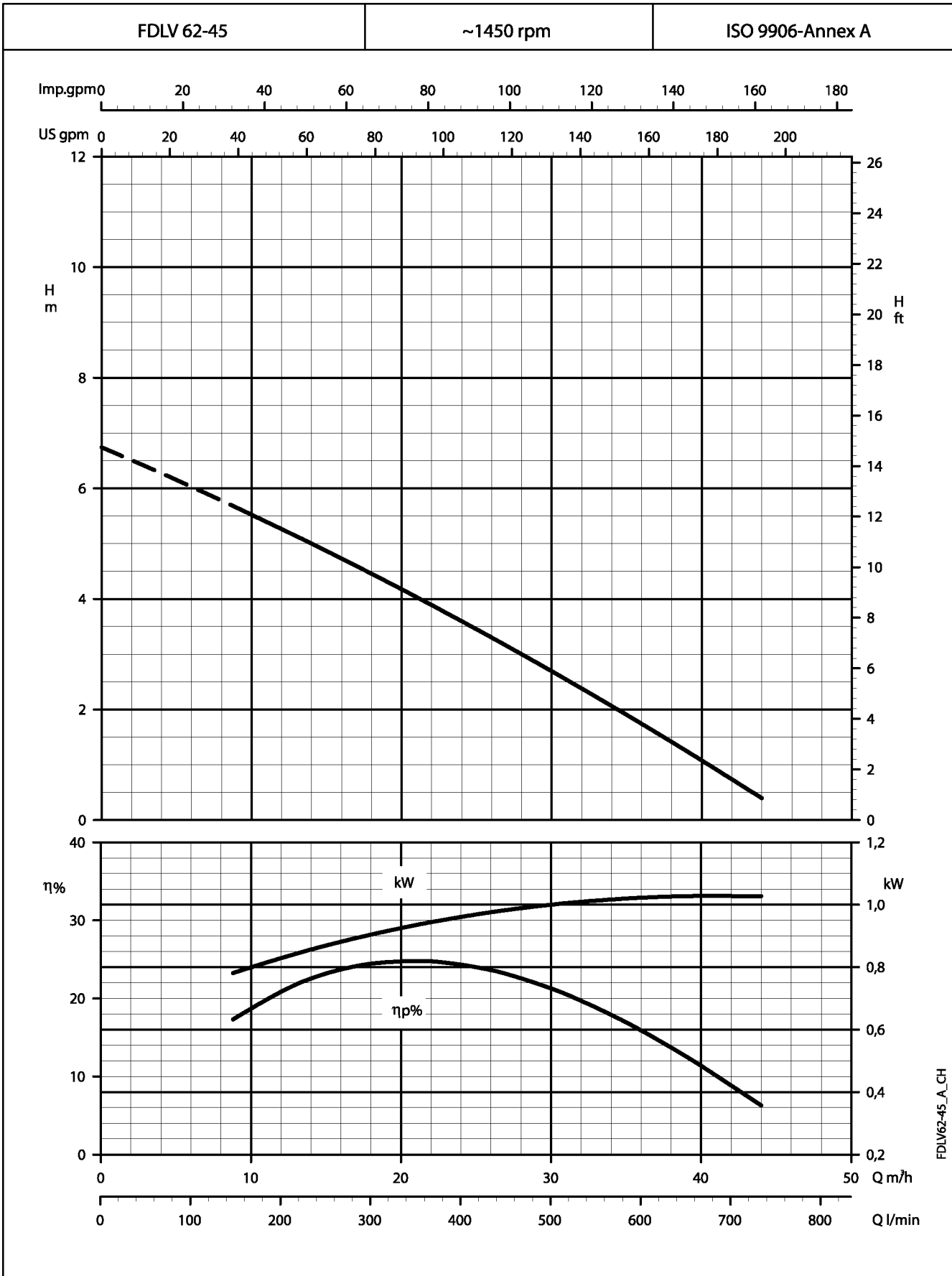
**FDLV SERIES
OPERATING CHARACTERISTICS AT 2850 rpm 50 Hz**



These performances are valid for liquids with density $\rho = 1.0 \text{ kg/dm}^3$ and kinematic viscosity $\gamma = 1 \text{ mm}^2/\text{s}$.



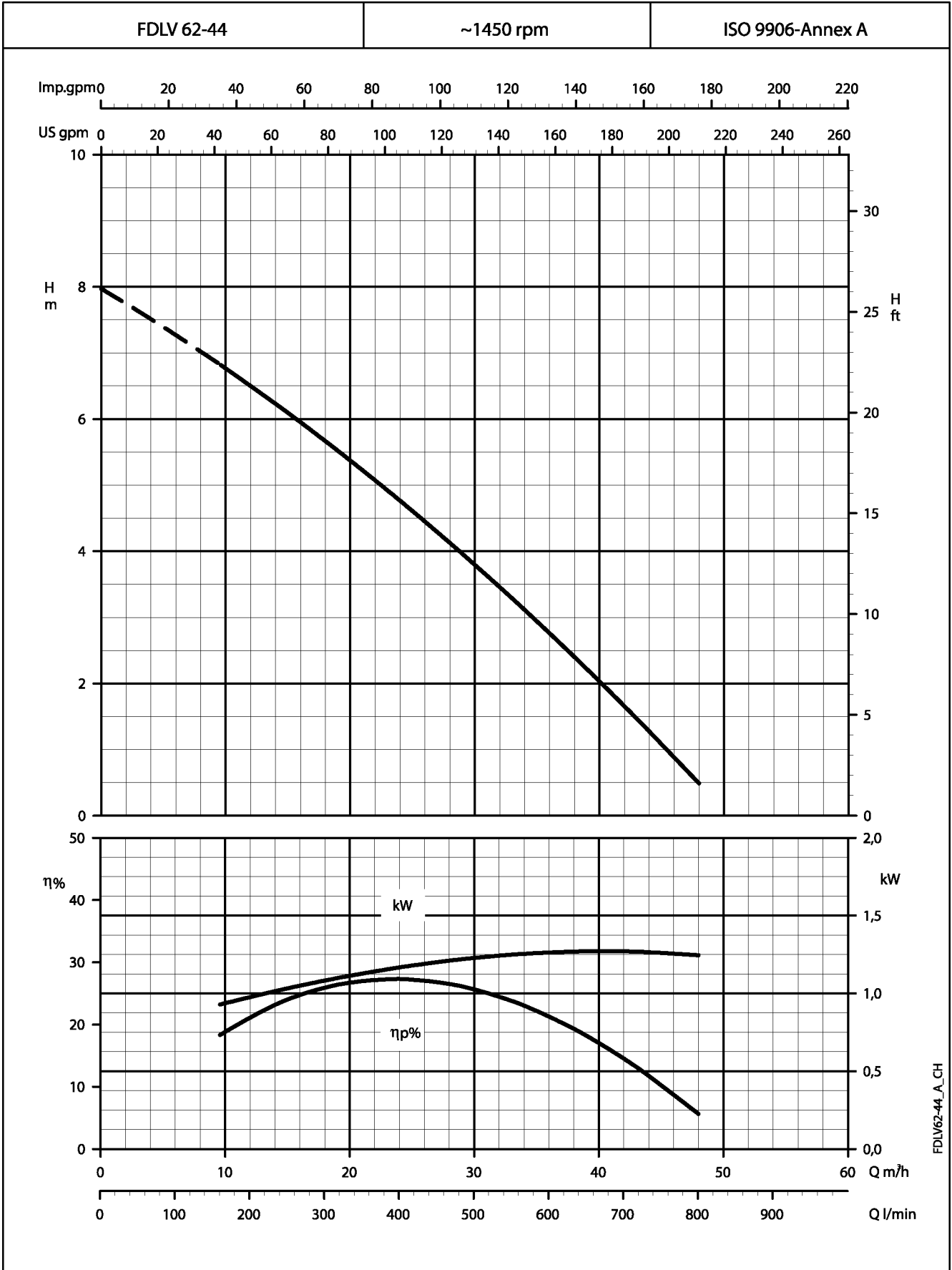
**FDLV SERIES
OPERATING CHARACTERISTICS AT 1450 rpm 50 Hz**



These performances are valid for liquids with density $\rho = 1.0 \text{ kg/dm}^3$ and kinematic viscosity $\gamma = 1 \text{ mm}^2/\text{s}$.



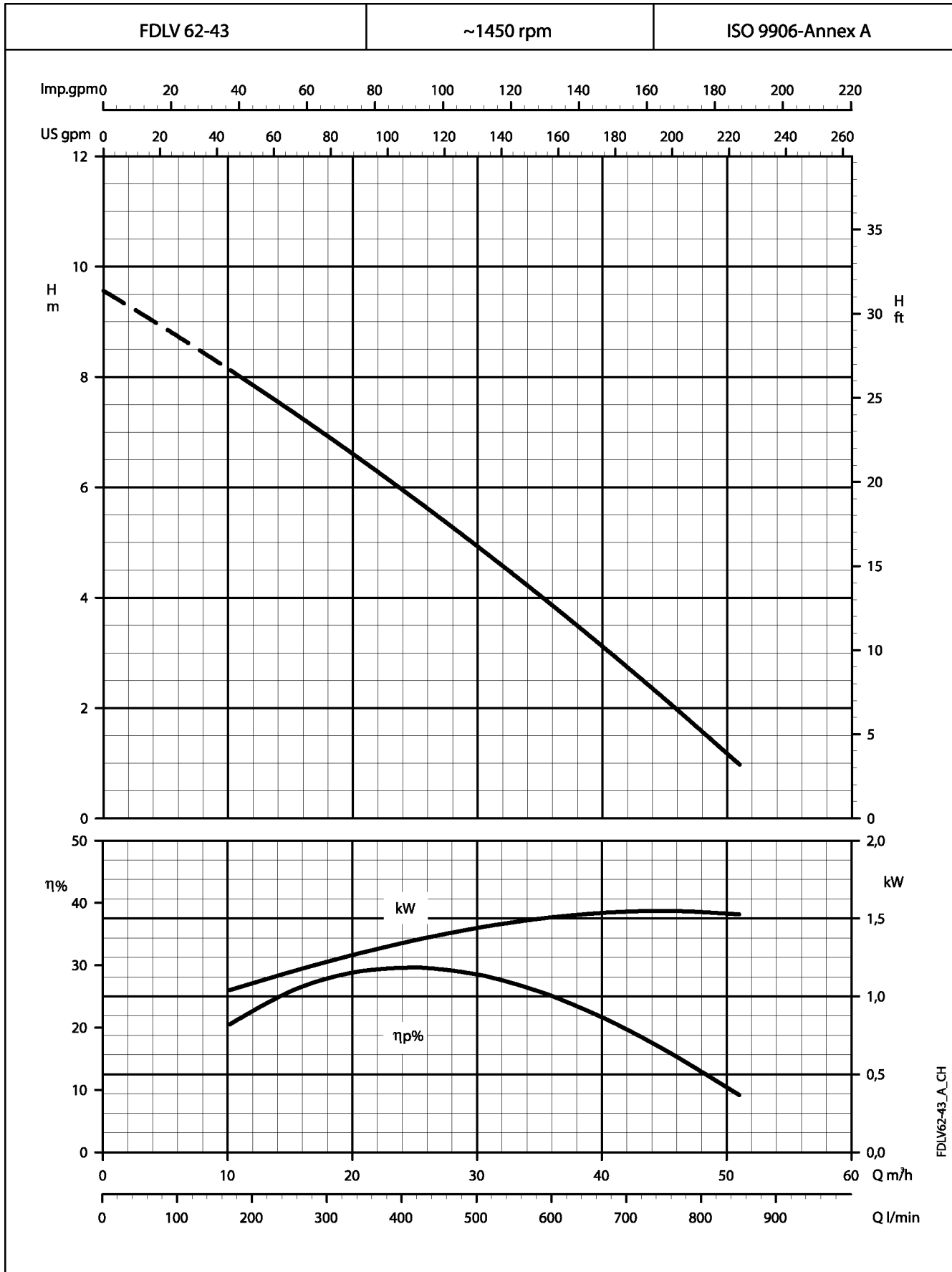
**FDLV SERIES
OPERATING CHARACTERISTICS AT 1450 rpm 50 Hz**



These performances are valid for liquids with density $\rho = 1.0 \text{ kg/dm}^3$ and kinematic viscosity $\gamma = 1 \text{ mm}^2/\text{s}$.



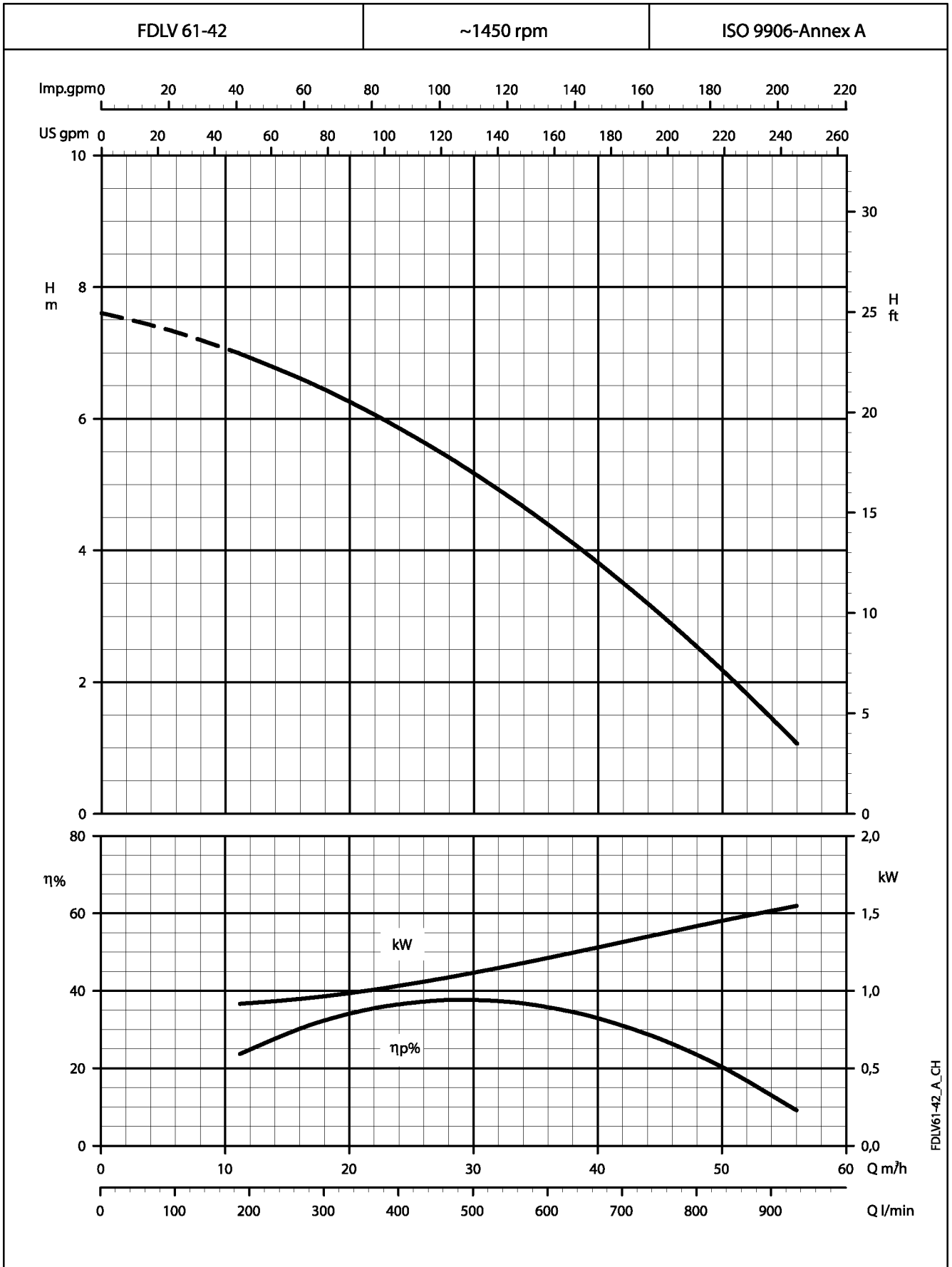
FDLV SERIES
OPERATING CHARACTERISTICS AT 1450 rpm 50 Hz



These performances are valid for liquids with density $\rho = 1.0 \text{ kg/dm}^3$ and kinematic viscosity $\nu = 1 \text{ mm}^2/\text{s}$.



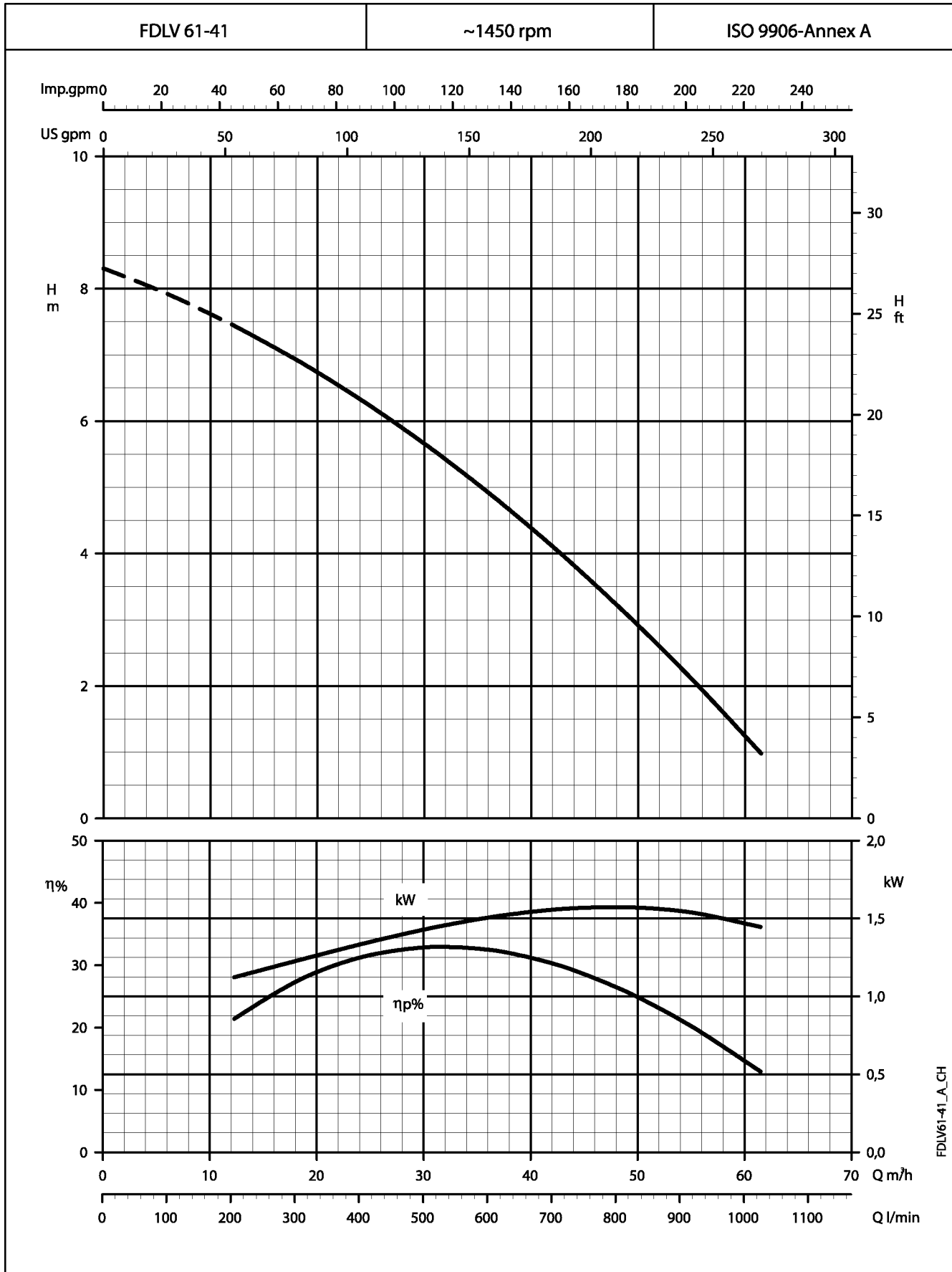
**FDLV SERIES
OPERATING CHARACTERISTICS AT 1450 rpm 50 Hz**



These performances are valid for liquids with density $\rho = 1.0 \text{ kg/dm}^3$ and kinematic viscosity $\gamma = 1 \text{ mm}^2/\text{s}$.



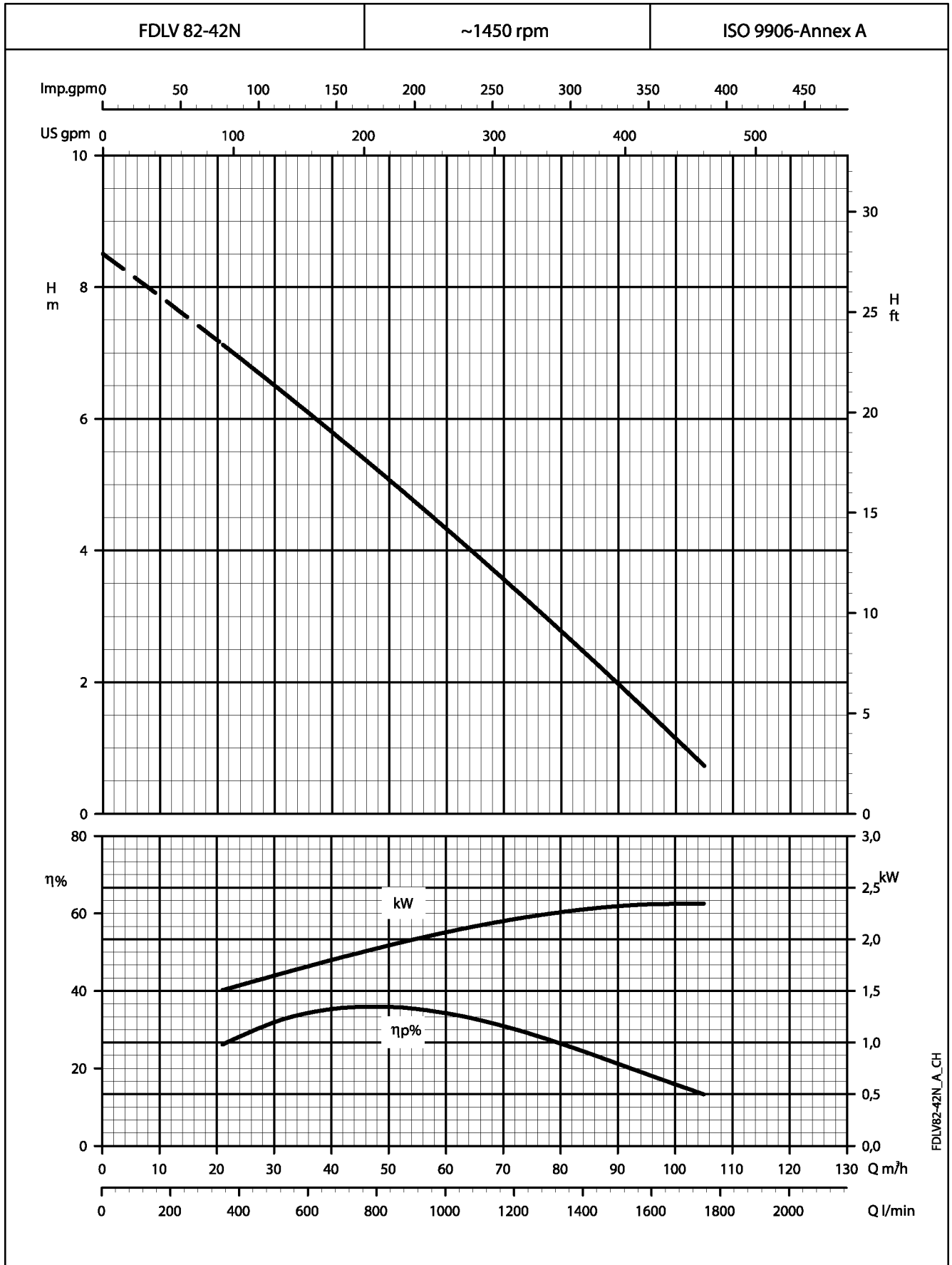
FDLV SERIES
OPERATING CHARACTERISTICS AT 1450 rpm 50 Hz



These performances are valid for liquids with density $\rho = 1.0 \text{ kg/dm}^3$ and kinematic viscosity $\gamma = 1 \text{ mm}^2/\text{s}$.



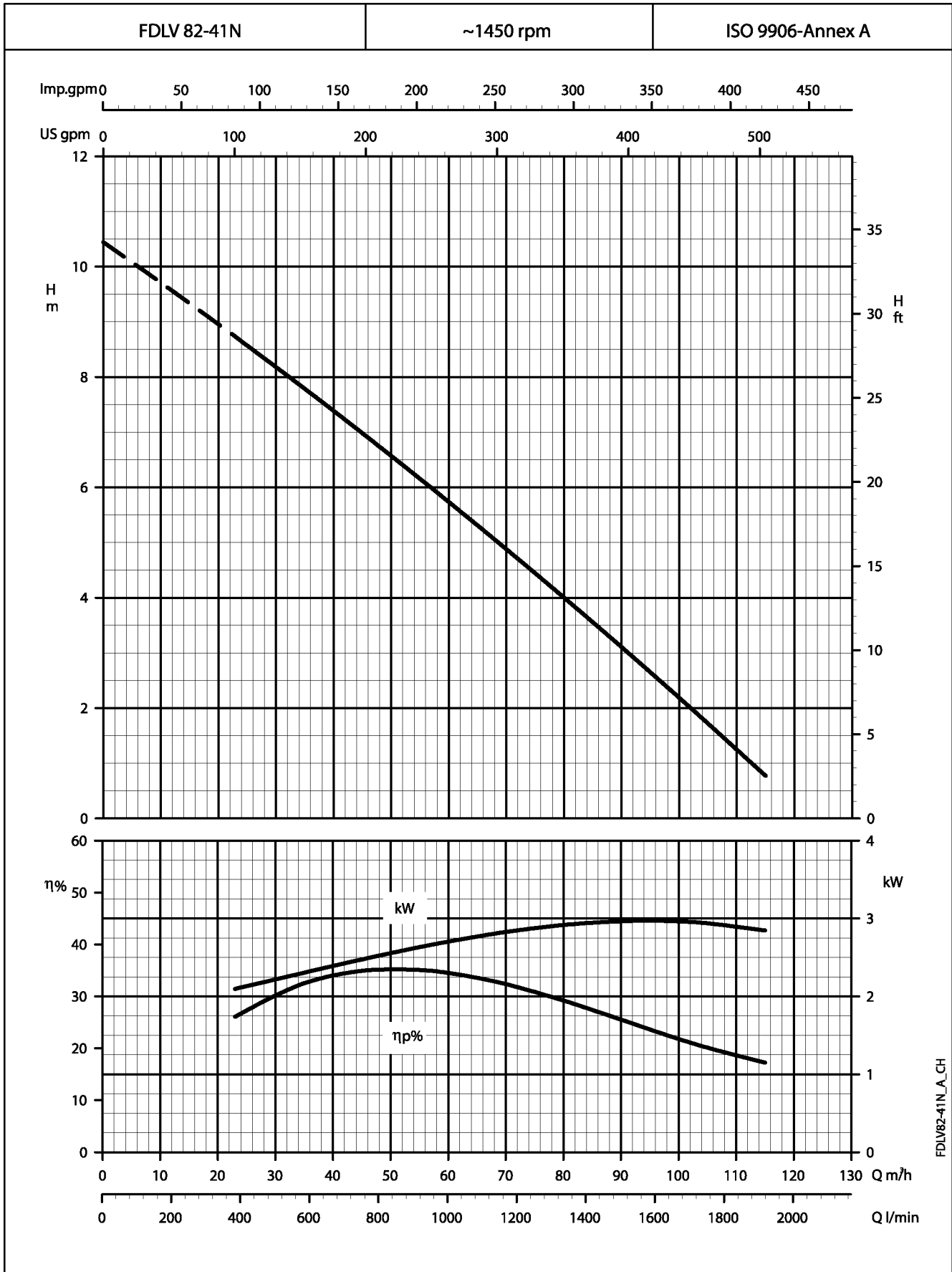
**FDLV SERIES
OPERATING CHARACTERISTICS AT 1450 rpm 50 Hz**



These performances are valid for liquids with density $\rho = 1.0 \text{ kg/dm}^3$ and kinematic viscosity $\gamma = 1 \text{ mm}^2/\text{s}$.



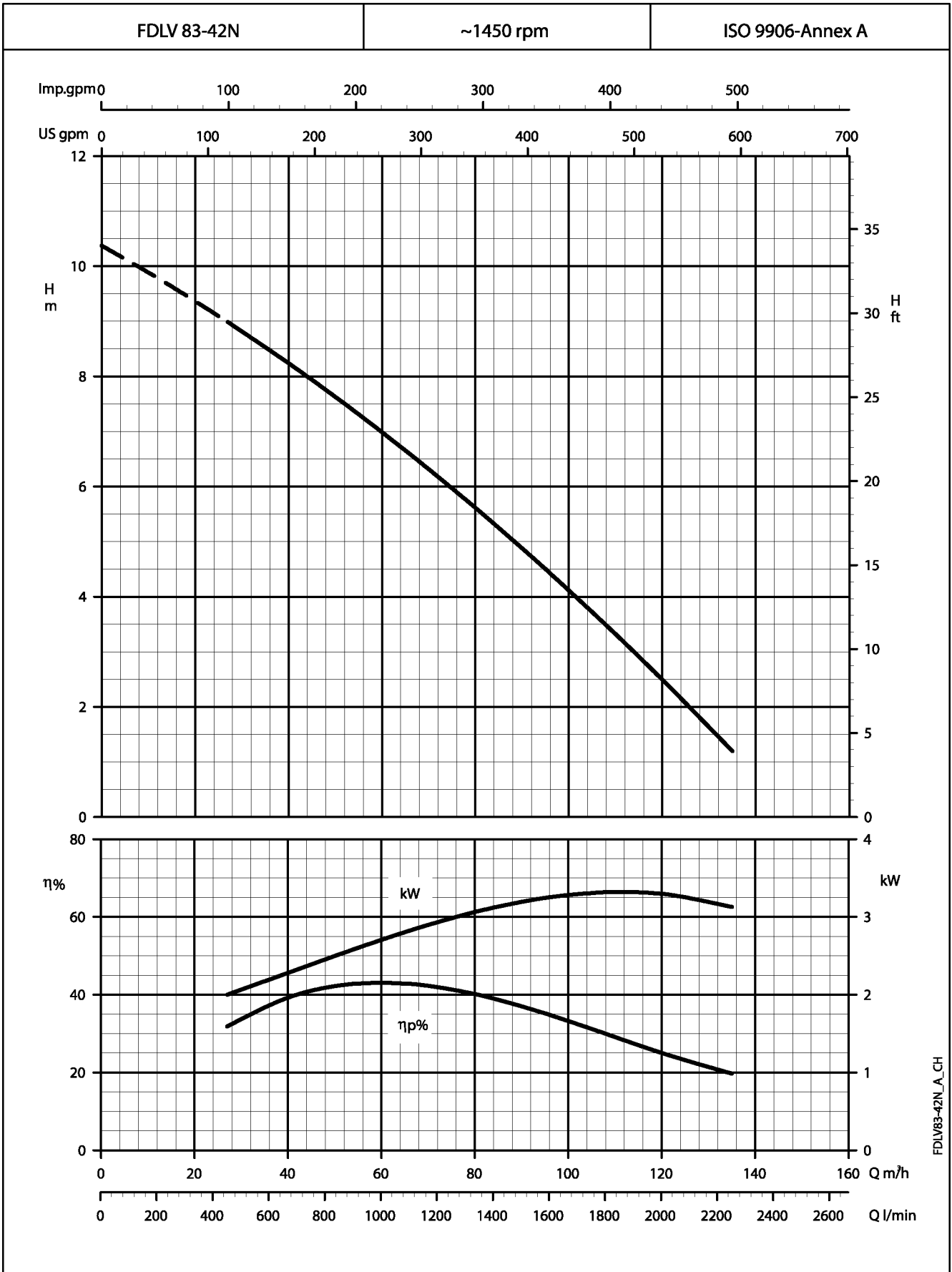
FDLV SERIES
OPERATING CHARACTERISTICS AT 1450 rpm 50 Hz



These performances are valid for liquids with density $\rho = 1.0 \text{ kg/dm}^3$ and kinematic viscosity $\gamma = 1 \text{ mm}^2/\text{s}$.



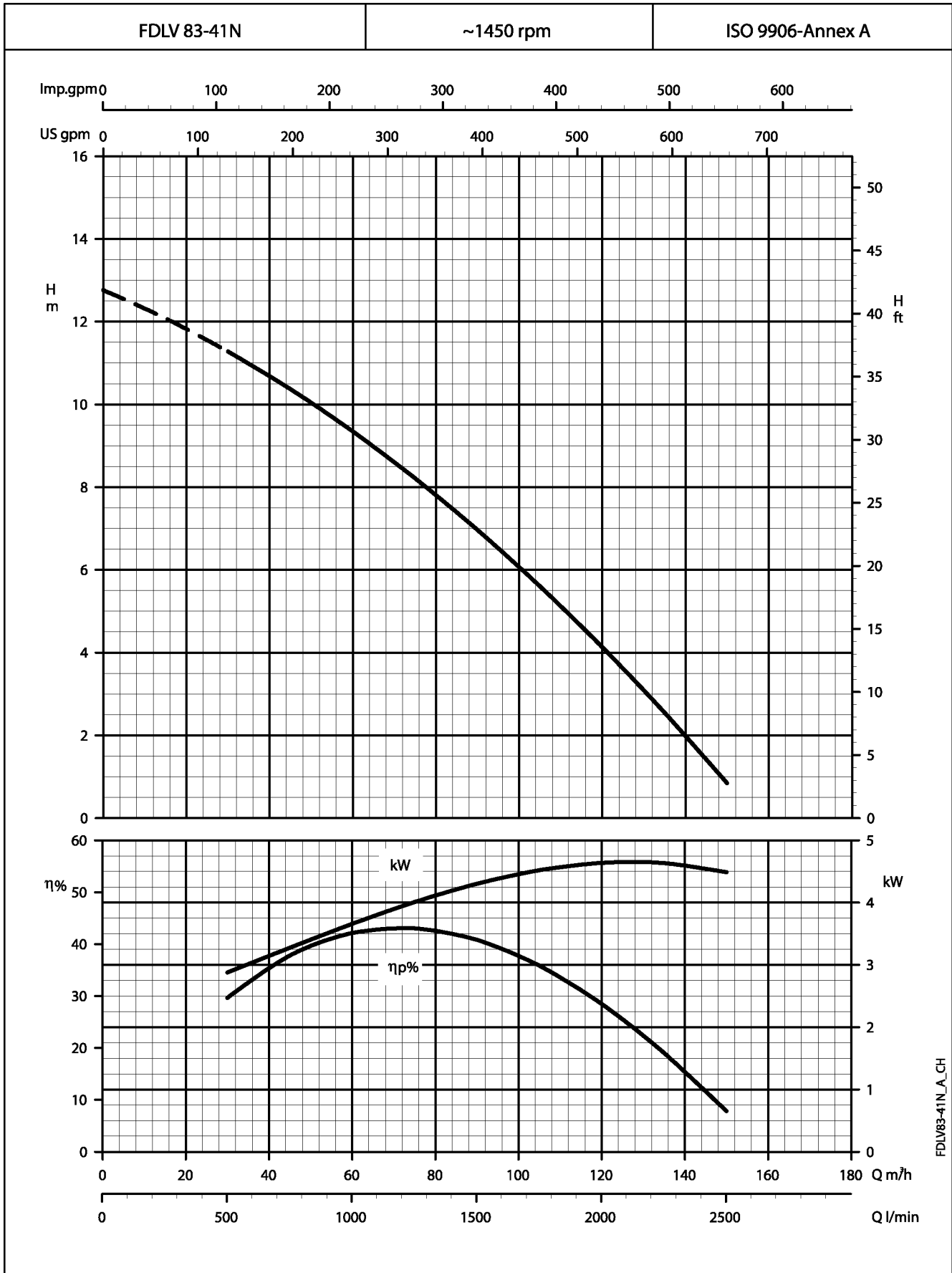
**FDLV SERIES
OPERATING CHARACTERISTICS AT 1450 rpm 50 Hz**



These performances are valid for liquids with density $\rho = 1.0 \text{ kg/dm}^3$ and kinematic viscosity $\gamma = 1 \text{ mm}^2/\text{s}$.



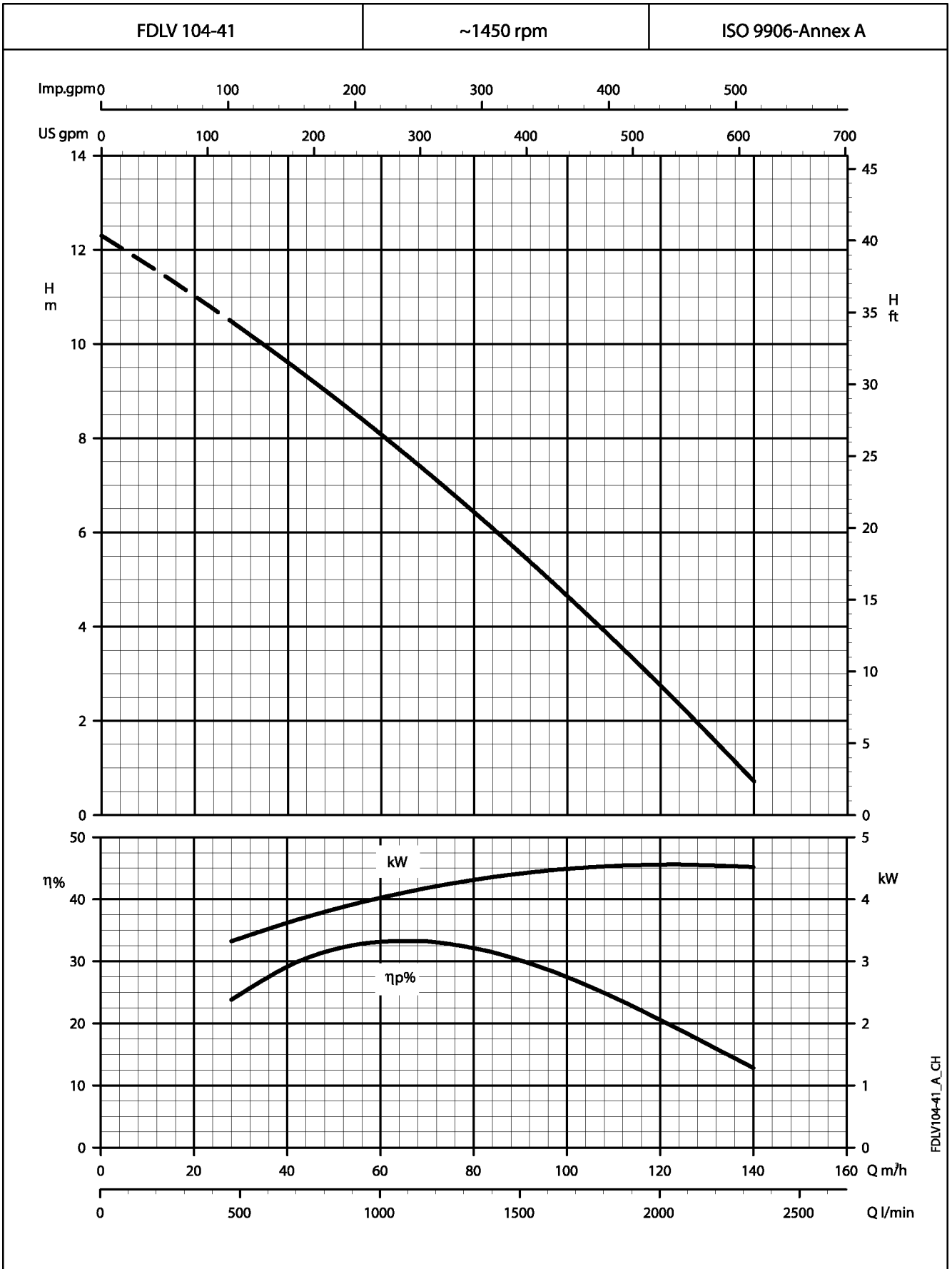
FDLV SERIES
OPERATING CHARACTERISTICS AT 1450 rpm 50 Hz



These performances are valid for liquids with density $\rho = 1.0 \text{ kg/dm}^3$ and kinematic viscosity $\gamma = 1 \text{ mm}^2/\text{s}$.



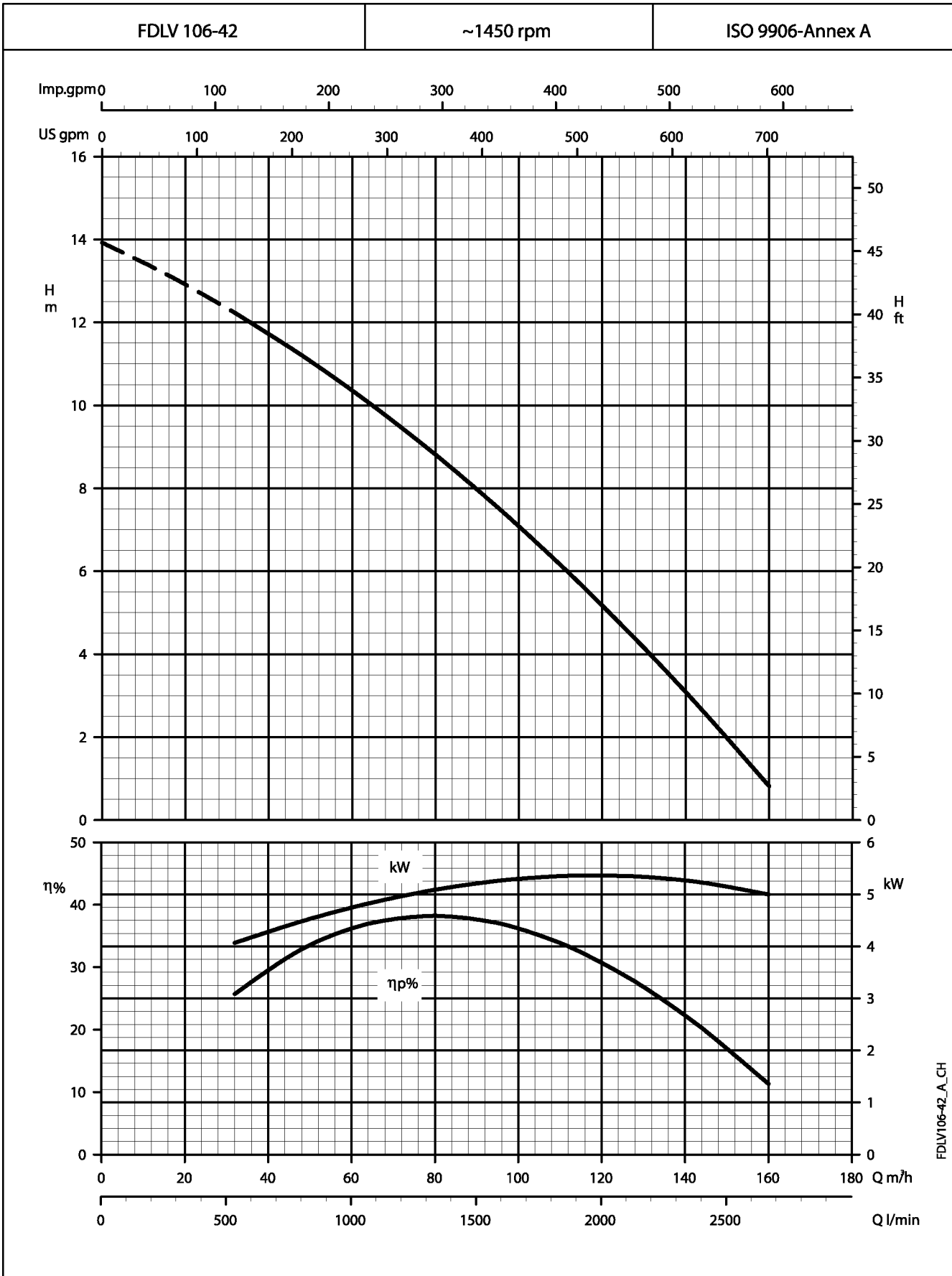
**FDLV SERIES
OPERATING CHARACTERISTICS AT 1450 rpm 50 Hz**



These performances are valid for liquids with density $\rho = 1.0 \text{ kg/dm}^3$ and kinematic viscosity $\gamma = 1 \text{ mm}^2/\text{s}$.



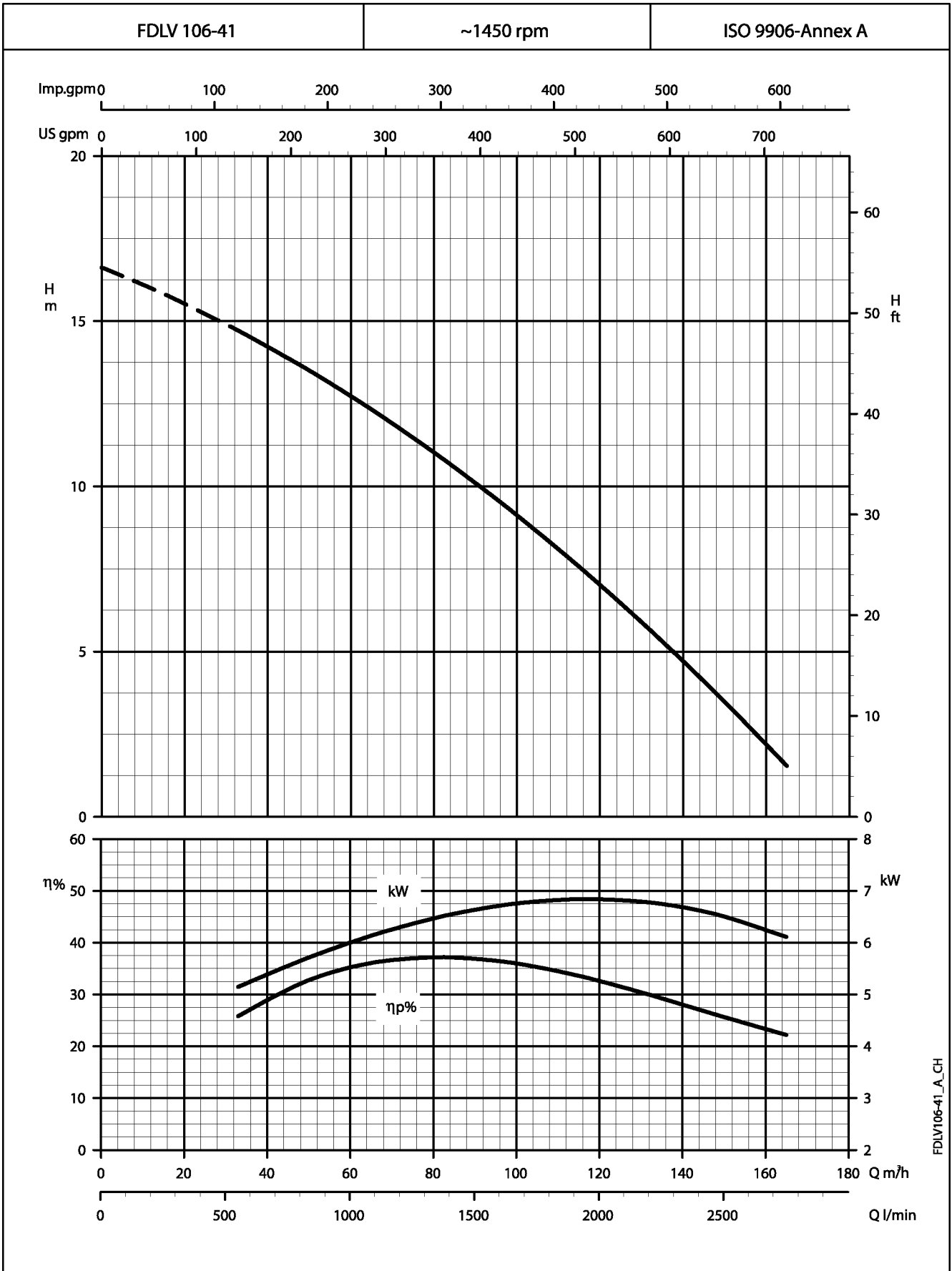
FDLV SERIES
OPERATING CHARACTERISTICS AT 1450 rpm 50 Hz



These performances are valid for liquids with density $\rho = 1.0 \text{ kg/dm}^3$ and kinematic viscosity $\gamma = 1 \text{ mm}^2/\text{s}$.



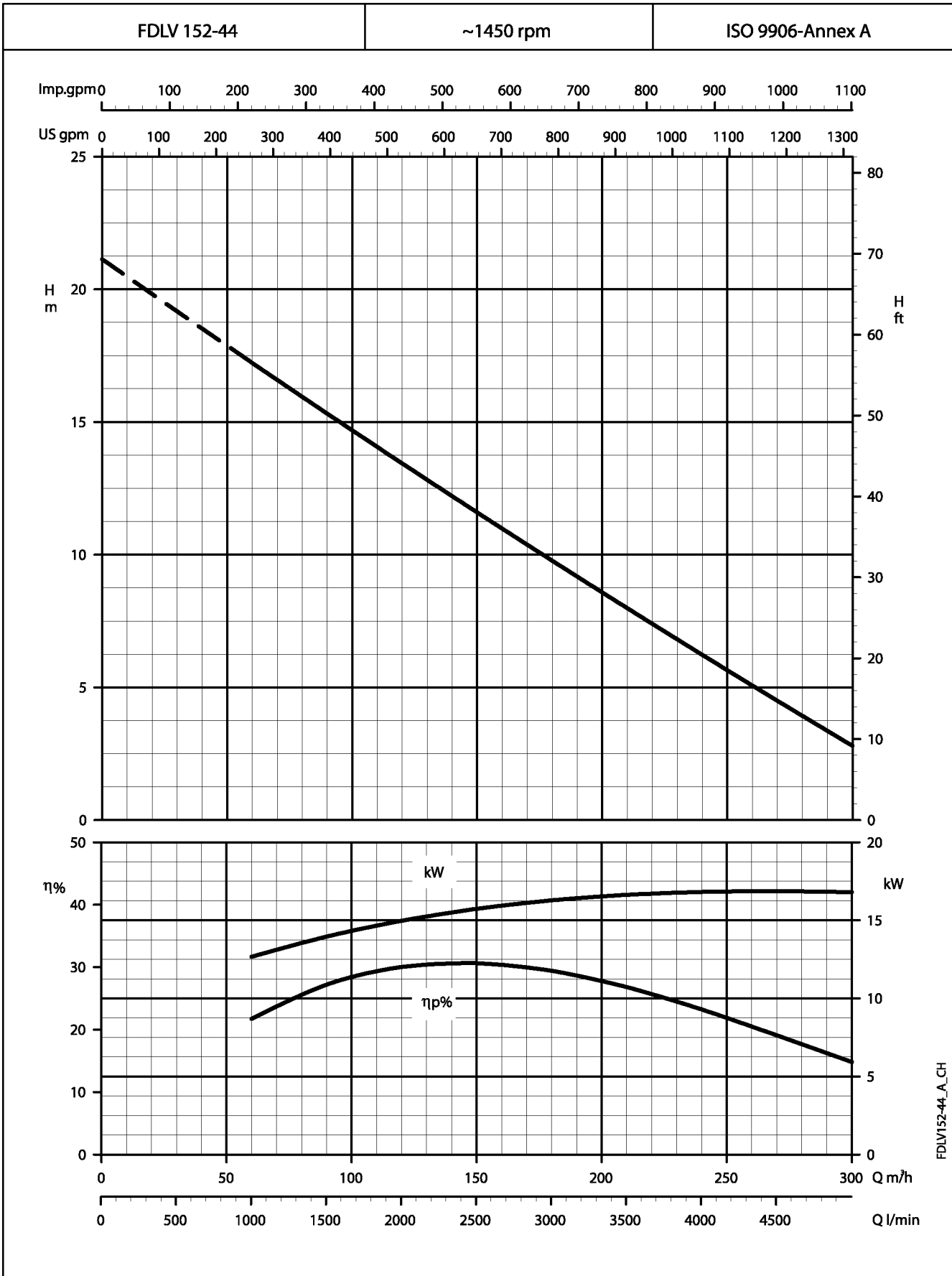
**FDLV SERIES
OPERATING CHARACTERISTICS AT 1450 rpm 50 Hz**



These performances are valid for liquids with density $\rho = 1.0 \text{ kg/dm}^3$ and kinematic viscosity $\gamma = 1 \text{ mm}^2/\text{s}$.



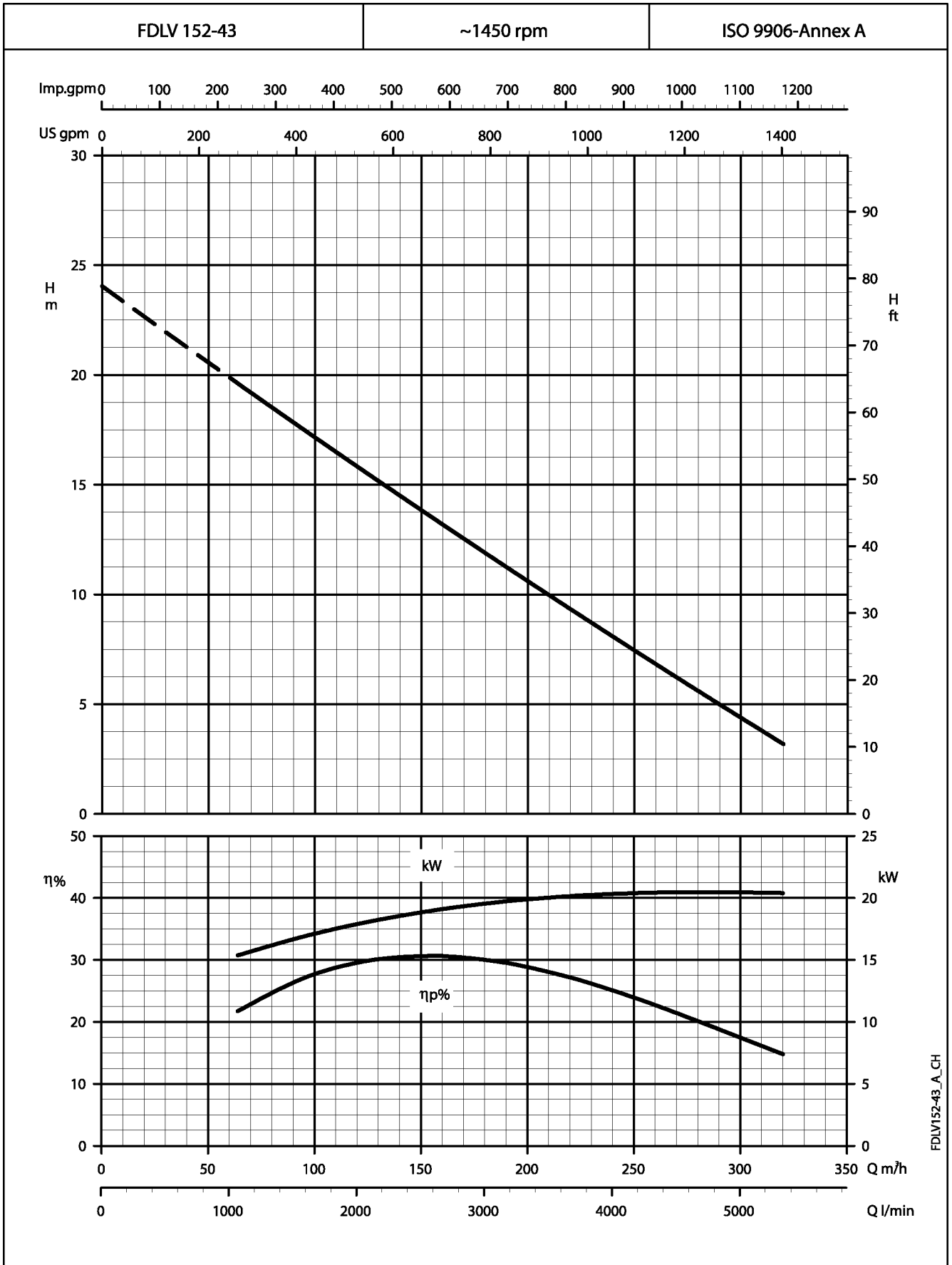
FDLV SERIES
OPERATING CHARACTERISTICS AT 1450 rpm 50 Hz



These performances are valid for liquids with density $\rho = 1.0 \text{ kg/dm}^3$ and kinematic viscosity $\gamma = 1 \text{ mm}^2/\text{s}$.



FDLV SERIES OPERATING CHARACTERISTICS AT 1450 rpm 50 Hz

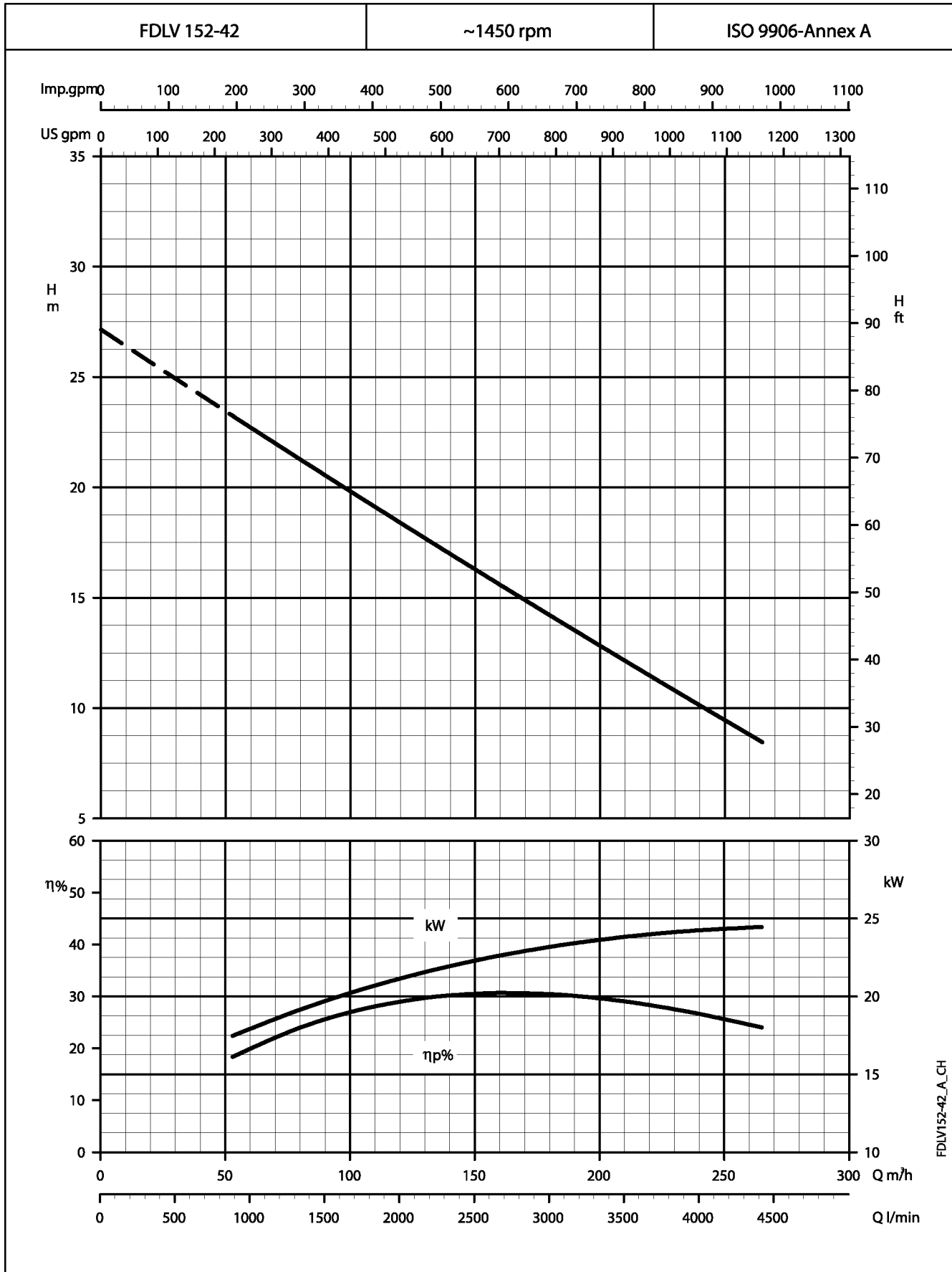


FDLV152-43_A_CH

These performances are valid for liquids with density $\rho = 1.0 \text{ kg/dm}^3$ and kinematic viscosity $\gamma = 1 \text{ mm}^2/\text{s}$.



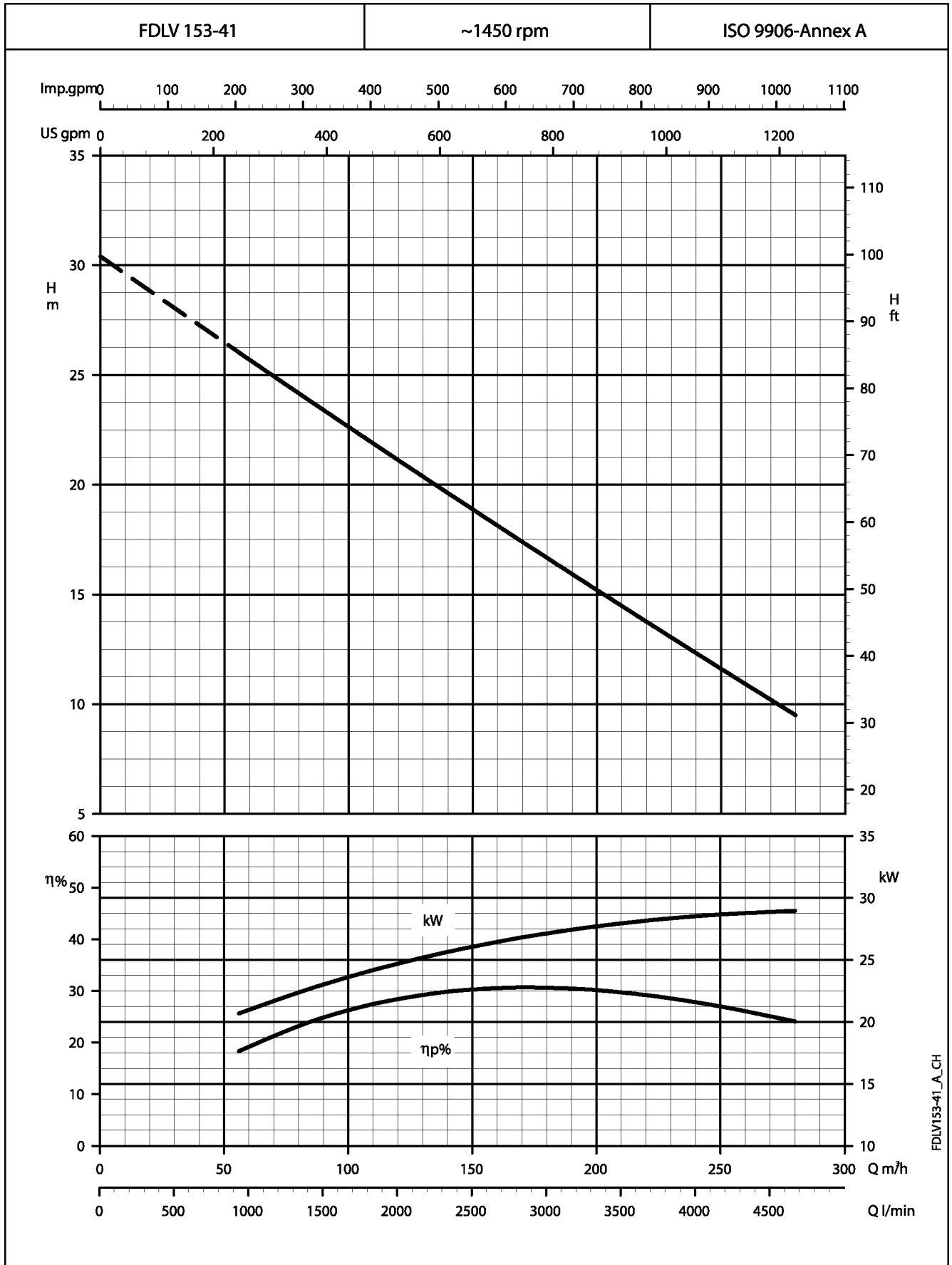
FDLV SERIES
OPERATING CHARACTERISTICS AT 1450 rpm 50 Hz



These performances are valid for liquids with density $\rho = 1.0 \text{ kg/dm}^3$ and kinematic viscosity $\nu = 1 \text{ mm}^2/\text{s}$.



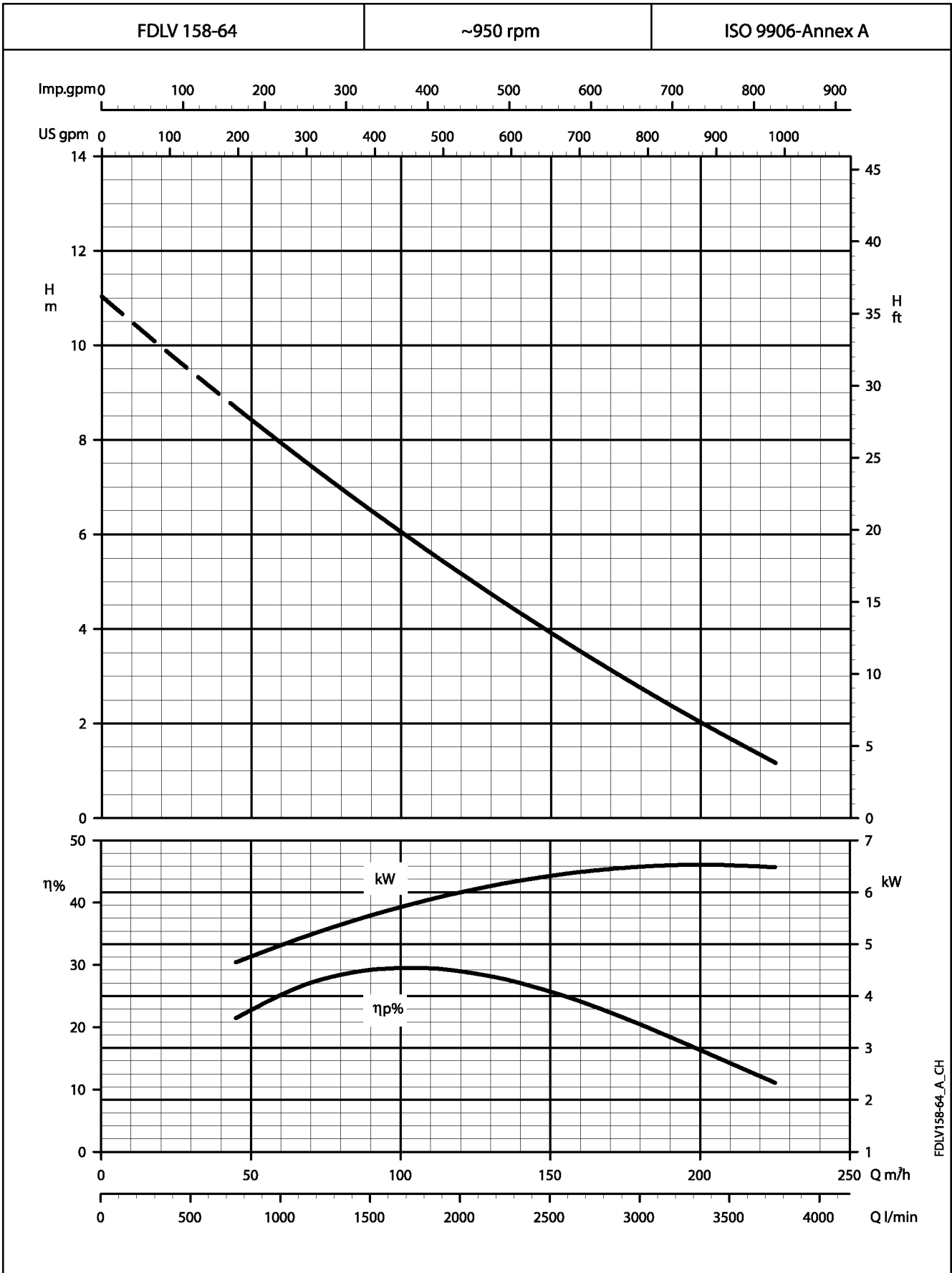
**FDLV SERIES
OPERATING CHARACTERISTICS AT 1450 rpm 50 Hz**



These performances are valid for liquids with density $\rho = 1.0 \text{ kg/dm}^3$ and kinematic viscosity $\gamma = 1 \text{ mm}^2/\text{s}$.



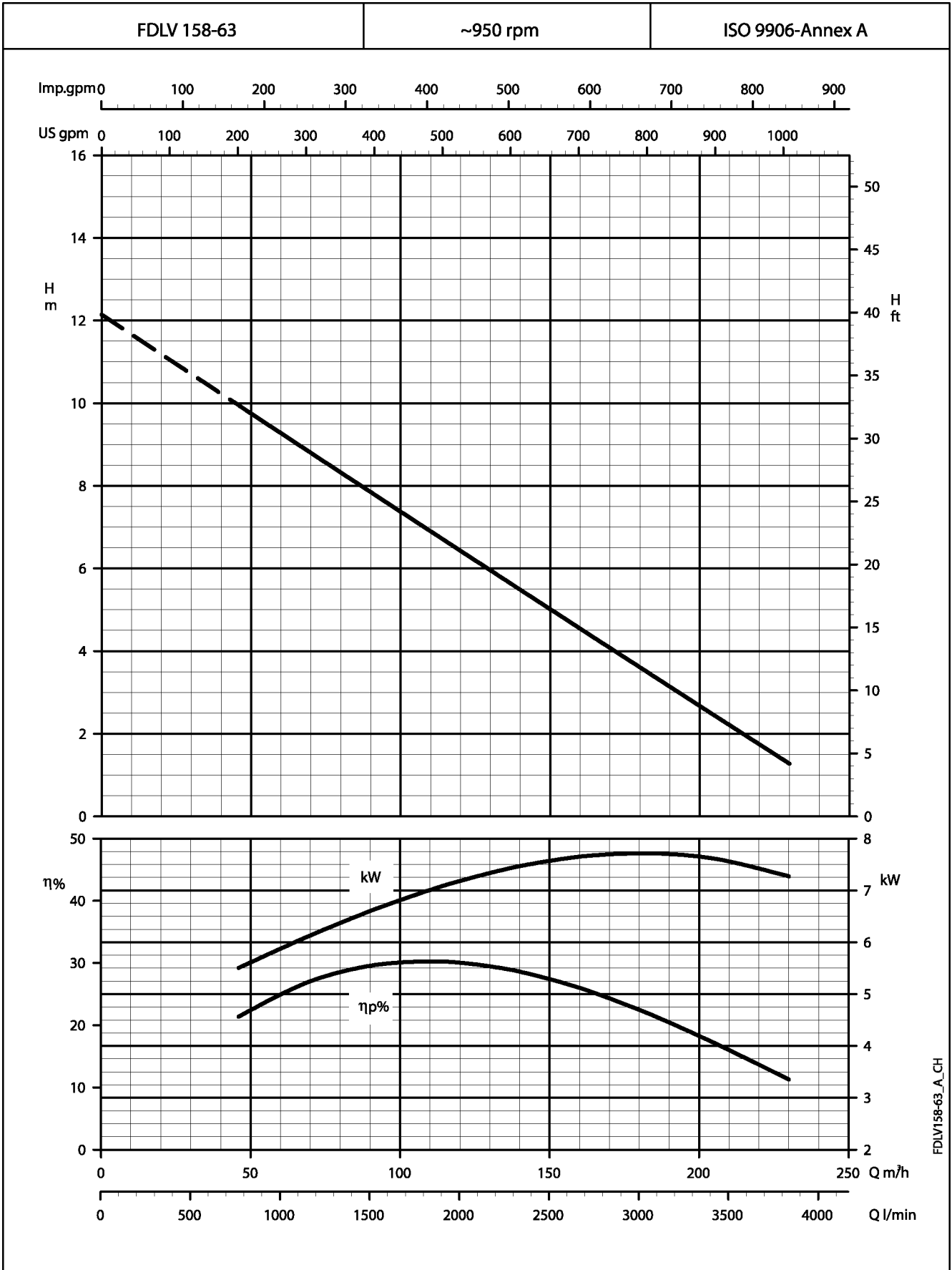
FDLV SERIES
OPERATING CHARACTERISTICS AT 950 rpm 50 Hz



These performances are valid for liquids with density $\rho = 1.0 \text{ kg/dm}^3$ and kinematic viscosity $\gamma = 1 \text{ mm}^2/\text{s}$.



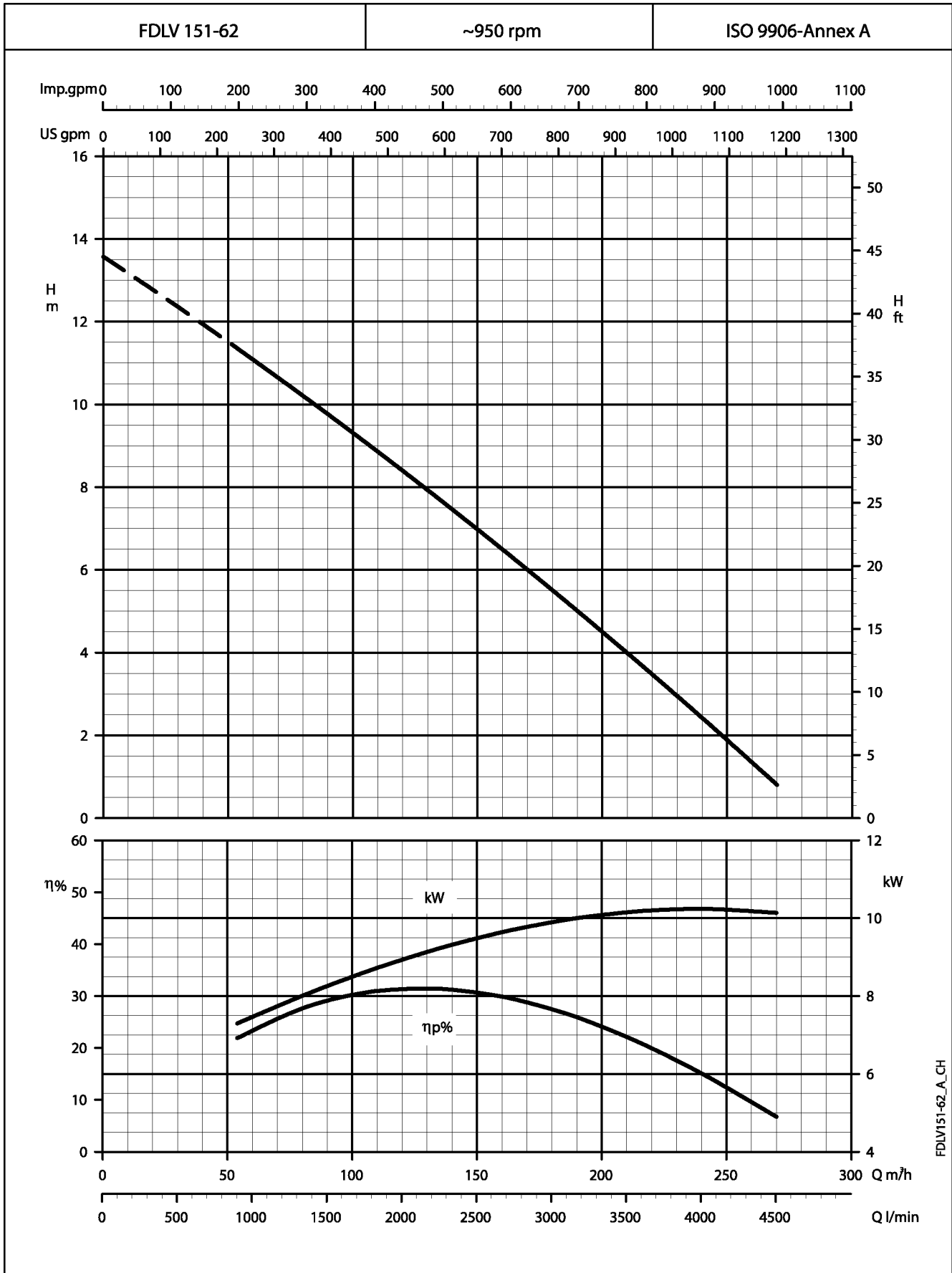
**FDLV SERIES
OPERATING CHARACTERISTICS AT 950 rpm 50 Hz**



These performances are valid for liquids with density $\rho = 1.0 \text{ kg/dm}^3$ and kinematic viscosity $\gamma = 1 \text{ mm}^2/\text{s}$.



**FDLV SERIES
OPERATING CHARACTERISTICS AT 950 rpm 50 Hz**



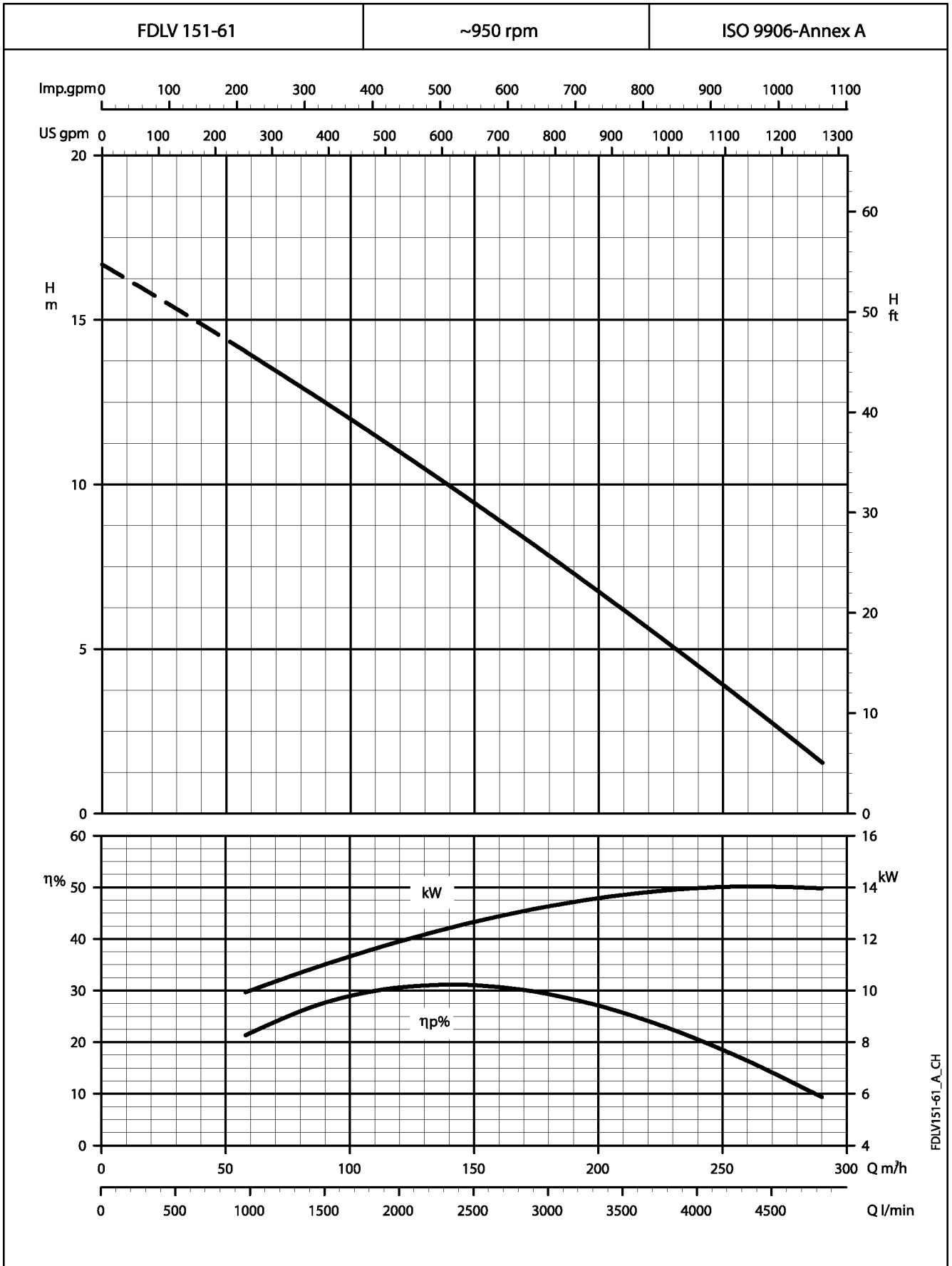
These performances are valid for liquids with density $\rho = 1.0 \text{ kg/dm}^3$ and kinematic viscosity $\nu = 1 \text{ mm}^2/\text{s}$.

Lowara



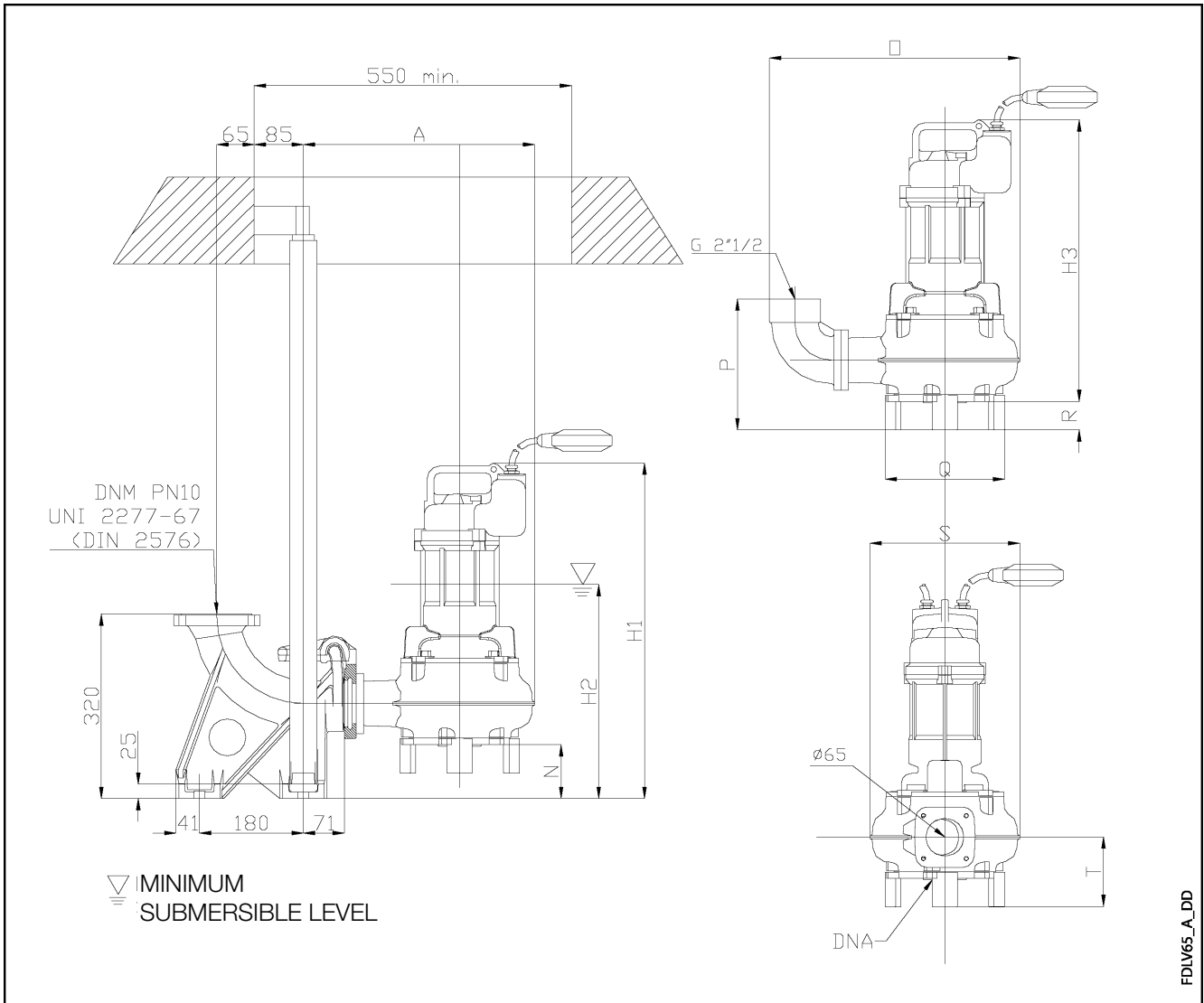


**FDLV SERIES
OPERATING CHARACTERISTICS AT 950 rpm 50 Hz**



These performances are valid for liquids with density $\rho = 1.0 \text{ kg/dm}^3$ and kinematic viscosity $\gamma = 1 \text{ mm}^2/\text{s}$.

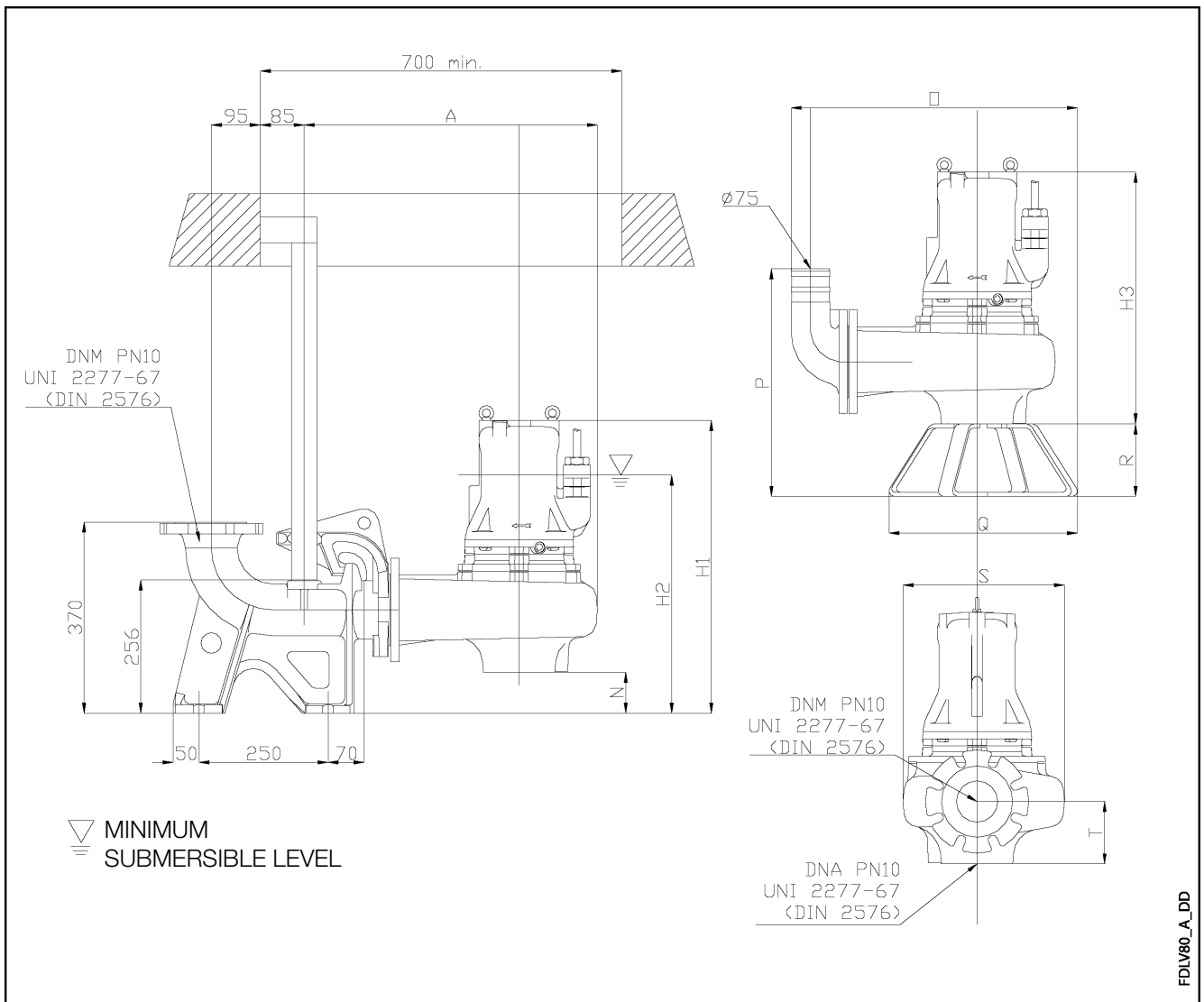
DIMENSIONS AND WEIGHTS, FDLV SERIES (DN65)



| PUMP TYPE | DIMENSIONS (mm) | | | | | | | | | | | DNA | DNM | WEIGHT kg |
|------------|-----------------|----|-----|-----|-----|-----|-----|-----|-----|-----|-----|-------|-------|--------------|
| | A | N | O | P | Q | R | S | T | H1 | H2 | H3 | | | |
| FDLV 62-22 | 419 | 78 | 443 | 374 | 364 | 140 | 246 | 88 | 628 | 443 | 550 | DN 80 | DN 65 | 52 |
| FDLV 62-21 | 419 | 78 | 443 | 374 | 364 | 140 | 246 | 88 | 628 | 443 | 550 | DN 80 | DN 65 | 52 |
| FDLV 62-45 | 414 | 91 | 434 | 227 | 370 | 140 | 260 | 121 | 578 | 371 | 491 | 55 | 65 | 40 |
| FDLV 62-44 | 414 | 91 | 434 | 227 | 370 | 140 | 260 | 121 | 578 | 371 | 491 | 55 | 65 | 40 |
| FDLV 62-43 | 414 | 91 | 434 | 227 | 370 | 140 | 260 | 121 | 578 | 371 | 491 | 55 | 65 | 40 |
| FDLV 61-42 | 444 | 68 | 465 | 385 | 370 | 140 | 292 | 98 | 579 | 387 | 512 | DN 80 | DN 65 | 58 |
| FDLV 61-41 | 444 | 68 | 465 | 385 | 370 | 140 | 292 | 98 | 579 | 387 | 512 | DN 80 | DN 65 | 58 |

FDLV65_A_DD

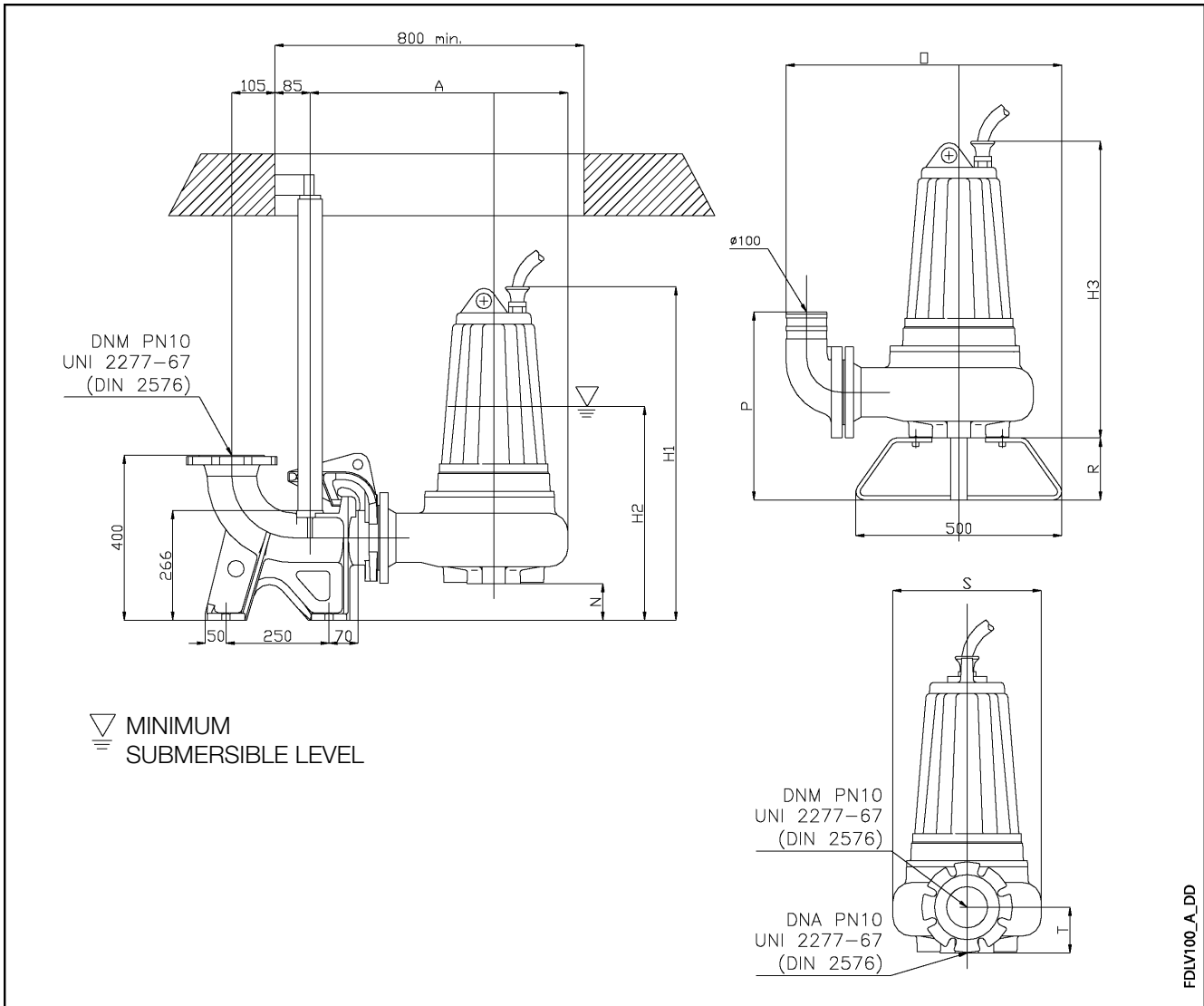
DIMENSIONS AND WEIGHTS, FDLV SERIES (DN80)



| PUMP TYPE | DIMENSIONS (mm) | | | | | | | | | | | DNA | DNM | WEIGHT |
|-------------|-----------------|-----|-----|-----|-----|-----|-----|-----|-----|-----|-----|-------|-------|--------|
| | A | N | O | P | Q | R | S | T | H1 | H2 | H3 | | | |
| FDLV 82-42N | 568 | 80 | 512 | 441 | 370 | 140 | 312 | 121 | 567 | 451 | 487 | DN 80 | DN 80 | 64 |
| FDLV 82-41N | 568 | 80 | 512 | 441 | 370 | 140 | 312 | 121 | 567 | 451 | 487 | DN 80 | DN 80 | 64 |
| FDLV 84-22 | 564 | 125 | 509 | 394 | 370 | 140 | 300 | 91 | 681 | 443 | 560 | DN 80 | DN 80 | 70 |
| FDLV 85-21 | 564 | 125 | 509 | 394 | 370 | 140 | 300 | 91 | 681 | 443 | 560 | DN 80 | DN 80 | 70 |
| FDLV 815-24 | 559 | 122 | 509 | 398 | 370 | 140 | 298 | 78 | 853 | 526 | 731 | DN 80 | DN 80 | 150 |
| FDLV 815-23 | 559 | 122 | 509 | 398 | 370 | 140 | 298 | 78 | 853 | 526 | 731 | DN 80 | DN 80 | 150 |
| FDLV 815-22 | 559 | 122 | 509 | 398 | 370 | 140 | 298 | 78 | 853 | 526 | 731 | DN 80 | DN 80 | 150 |
| FDLV 815-21 | 559 | 122 | 509 | 398 | 370 | 140 | 298 | 78 | 853 | 526 | 731 | DN 80 | DN 80 | 150 |
| FDLV 83-42N | 568 | 80 | 512 | 441 | 370 | 140 | 312 | 121 | 626 | 481 | 546 | DN 80 | DN 80 | 75 |
| FDLV 83-41N | 568 | 80 | 512 | 441 | 370 | 140 | 312 | 121 | 626 | 481 | 546 | DN 80 | DN 80 | 75 |

FDLV80_A_TD

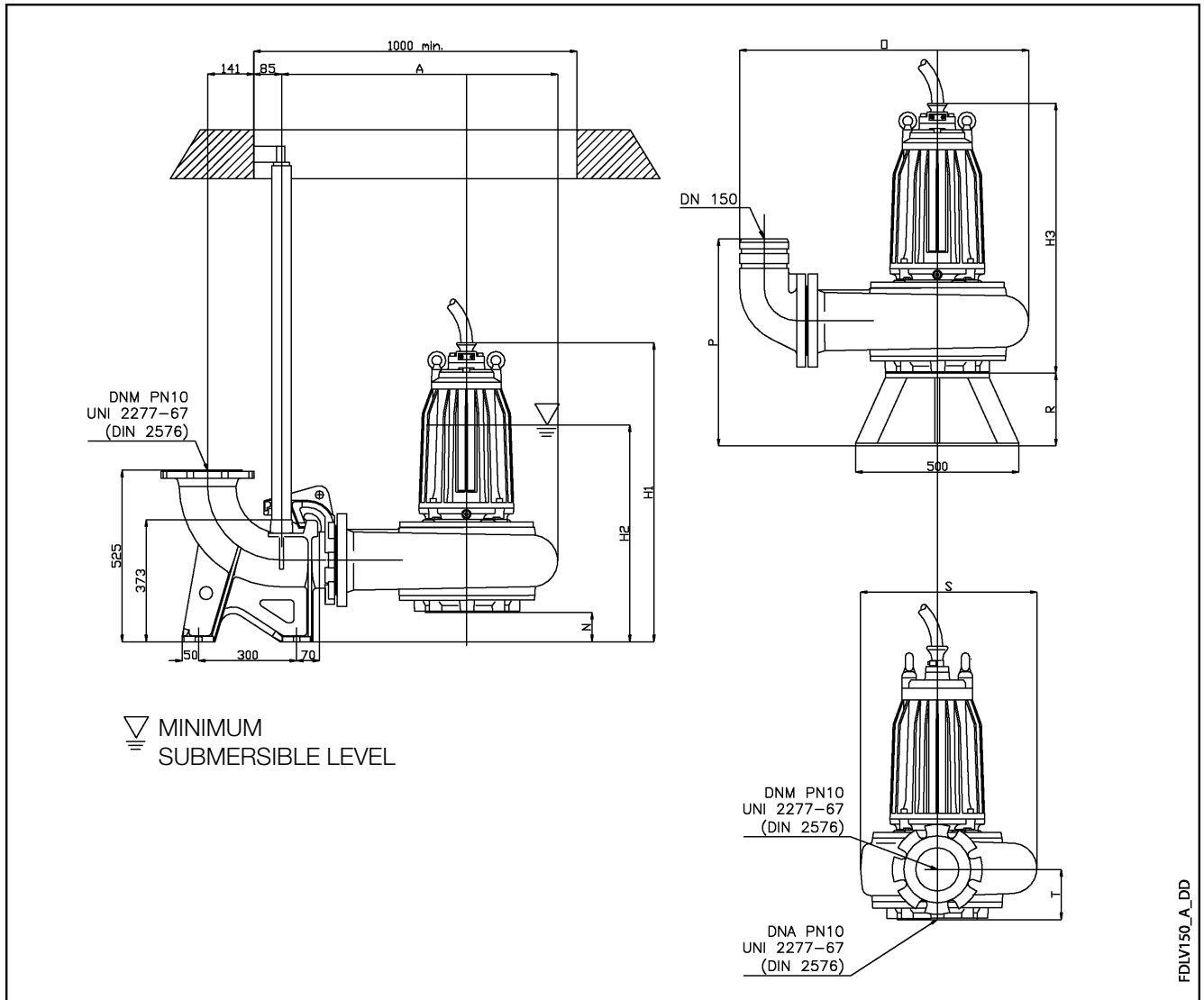
DIMENSIONS AND WEIGHTS, FDLV SERIES (DN100)



| PUMP TYPE | DIMENSIONS (mm) | | | | | | | | | | DNA | DNM | WEIGHT kg |
|-------------|-----------------|----|-----|-----|-----|-----|-----|-----|-----|-----|-------|--------|--------------|
| | A | N | O | P | R | S | T | H1 | H2 | H3 | | | |
| FDLV 104-41 | 626 | 90 | 670 | 491 | 150 | 360 | 110 | 731 | 492 | 641 | DN125 | DN 100 | 107 |
| FDLV 106-42 | 626 | 90 | 670 | 491 | 150 | 360 | 110 | 810 | 519 | 720 | DN125 | DN 100 | 123 |
| FDLV 106-41 | 626 | 90 | 670 | 491 | 150 | 360 | 110 | 810 | 519 | 720 | DN125 | DN 100 | 123 |

FDLV100_A_TD

DIMENSIONS AND WEIGHTS, FDLV SERIES (DN150)



| PUMP TYPE | DIMENSIONS (mm) | | | | | | | | | | DNA | DNM | WEIGHT kg |
|-------------|-----------------|-----|-----|-----|-----|-----|-----|------|-----|------|-------|--------|--------------|
| | A | N | O | P | R | S | T | H1 | H2 | H3 | | | |
| FDLV 158-64 | 880 | 125 | 919 | 597 | 222 | 528 | 142 | 987 | 658 | 862 | DN150 | DN 150 | 280 |
| FDLV 158-63 | 880 | 125 | 919 | 597 | 222 | 528 | 142 | 987 | 658 | 862 | DN150 | DN 150 | 280 |
| FDLV 151-62 | 880 | 125 | 919 | 597 | 222 | 528 | 142 | 1139 | 717 | 1014 | DN150 | DN 150 | 361 |
| FDLV 151-61 | 880 | 125 | 919 | 597 | 222 | 528 | 142 | 1139 | 717 | 1014 | DN150 | DN 150 | 330 |
| FDLV 152-44 | 880 | 125 | 919 | 597 | 222 | 528 | 142 | 1139 | 717 | 1014 | DN150 | DN 150 | 330 |
| FDLV 152-43 | 880 | 125 | 919 | 597 | 222 | 528 | 142 | 1139 | 717 | 1014 | DN150 | DN 150 | 330 |
| FDLV 152-42 | 880 | 125 | 919 | 597 | 222 | 528 | 142 | 1139 | 717 | 1014 | DN150 | DN 150 | 330 |
| FDLV 153-41 | 880 | 125 | 919 | 597 | 222 | 528 | 142 | 1139 | 717 | 1014 | DN150 | DN 150 | 361 |

FDLV150_A_TD

**SEZIONE POMPA
SERIE FDLV**

FDLV

Shafts: in contact with liquid made of AISI 420B stainless steel.

Motor: three-phase asynchronous 2-4-6 poles, insulation class F (155°C). Dry, cooled by the surrounding liquid.

Oil chamber: the oil lubricates and cools the seals and emulsifies any water leaks. The pump is equipped with two mechanical seals for perfect insulation between the electric motor and the pumped liquid.
Upper seal: ceramic/graphite
Lower seal: silicon carbide/silicon carbide.

The radial bearings are sized for minimum 10,000 hours of operation.

Passes large diameter solids.

Impeller

